

NEW

English Adventure

Test Book

STARTER A

STARTER B

LEVEL 1

LEVEL 2

**Joanna Jagiełło
Cristiana Bruni**

NEW
English
Adventure

Test Book

Contents	page
Teacher's Notes	3
Starter A	3
Starter B	5
Starter B (EXTRA ADVENTURE)	7
Starter B Audioscript	10
Level 1	11
Level 2	15
Tests	19
Starter A	21
Starter B	31
Starter B (EXTRA ADVENTURE)	49
Level 1	67
Level 2	85

To access audio files for this Test Book, type the following URL into your browser:
pearsonelt.com/newenglishadventure/testaudio

STARTER A Tests Teacher's Notes

Test Unit 1 My body

1 Listen and colour.

- Ask pupils to get crayons of the following colours: yellow, blue, green and pink and then to look at the picture of a monster.
- Pupils are going to listen to the recording and colour in the monster in the picture accordingly. Play the recording and pause it after each point.

TRACK 2

- | | |
|--------------------|------------------|
| 1 My yellow heads. | 3 My blue hands. |
| 2 My pink body. | 4 My green feet. |

4 points (1 point for each correctly coloured part/parts of the body)

2 Listen and colour.

- Ask pupils to look at the boxes with circles.
- Pupils are going to listen to the recording and colour in the correct number of circles in each box accordingly. Play the recording and pause it after each point.

TRACK 3

- | | |
|---------|--------|
| 1 three | 3 five |
| 2 four | 4 one |

4 points (1 point for each correctly coloured box)

3 Listen and circle.

- Ask pupils to look at the pairs of pictures showing children.
- Pupils are going to listen to the recording and circle a picture in each box accordingly. Play the recording and pause it after each point.

TRACK 4

- | | |
|--------------------|--------------------|
| 1 Touch your head. | 2 Clap your hands. |
|--------------------|--------------------|

2 points (1 point for each correctly circled picture)

Test Unit 2 My family

1 Listen and tick (✓) or cross (✗).

- Ask pupils to look at the pictures of family members.
- Pupils are going to listen to the recording and tick (✓) the pictures with descriptions which are true and cross (✗) the pictures with descriptions which are false. Play the recording and pause it after each point.

TRACK 5

- | | |
|-----------------------|----------------------|
| 1 This is my grandma. | 5 This is my sister. |
| 2 This is my grandpa. | 6 This is my dad. |
| 3 This is my mum. | 7 This is my family. |
| 4 This is my brother. | |

Answers: 1 – ✓, 2 – ✗, 3 – ✗, 4 – ✓, 5 – ✗, 6 – ✗, 7 – ✓.

7 points (1 point for each correctly marked picture)

2 Listen and circle.

- Ask pupils to look at the pairs of pictures showing a cat.
- Pupils are going to listen to the recording and circle a picture in each box accordingly. Play the recording and pause it after each point.

TRACK 6

- | | |
|----------------|--------|
| 1 Turn around! | 3 Run! |
| 2 Jump! | |

3 points (1 point for each correctly circled picture)

Test Unit 3 My classroom

1 Listen and circle.

- Ask pupils to look at the pairs of pictures showing classroom items.
- Pupils are going to listen to the recording and circle a picture in each box accordingly. Play the recording and pause it after each point.

TRACK 7

- | | |
|------------------------|-----------------------|
| 1 It's a book. | 4 It's a rubber. |
| 2 Look, three pencils. | 5 It's a big chair. |
| 3 It's a small table. | 6 Look, four crayons. |

6 points (1 point for each correctly circled picture)

2 Listen and colour.

- Ask pupils to get crayons of the following colours: yellow, blue, green and pink and then to look at the pictures of classroom items.
- Pupils are going to listen to the recording and colour in the classroom items in the picture accordingly. Play the recording and pause it after each point.

TRACK 8

- | | |
|----------------------|------------------------|
| 1 It's a pink chair. | 3 It's a blue book. |
| 2 It's a green bag. | 4 It's a yellow table. |

4 points (1 point for each correctly coloured item)

Test Unit 4 Animals

1 Listen and tick (✓).

- Ask pupils to look at the pairs of pictures showing animals.
- Pupils are going to listen to the recording and tick (✓) a picture in each box accordingly. Play the recording and pause it after each point.

TRACK 9

- | | |
|-----------------|------------------|
| 1 It's a dog. | 4 It's a rabbit. |
| 2 It's a horse. | 5 It's black. |
| 3 It's a bird. | 6 It's white. |

6 points (1 point for each correctly marked picture)

2 Listen and colour.

- Ask pupils to look at the boxes with pictures of animals.
- Pupils are going to listen to the recording and colour in the correct number of pictures in each box accordingly. Play the recording and pause it after each point.

TRACK 10

- | | |
|--------------|---------------|
| 1 seven cats | 3 six rabbits |
| 2 nine birds | 4 ten horses |

4 points (1 point for each correctly coloured box)

Test Unit 5 The sea

1 Listen and circle.

- Ask pupils to look at the pairs of pictures showing marine animals.
- Pupils are going to listen to the recording and circle a picture in each box accordingly. Play the recording and pause it after each point.

TRACK 11

- | | |
|--------------------|--------------------|
| 1 It's a seahorse. | 4 I'm sad! |
| 2 I'm happy! | 5 It's an octopus. |
| 3 It's a shell. | 6 It's a turtle. |

6 points (1 point for each correctly circled picture)

2 Listen and colour.

- Ask pupils to get crayons of the following colours: brown, orange, purple and pink and then to look at the picture of an aquarium with marine animals.
- Pupils are going to listen to the recording and colour in the marine animals in the picture accordingly. Play the recording and pause it after each point.

TRACK 12

- | | |
|-------------------------------|------------------------------|
| 1 It's a crab. It's brown. | 3 It's a fish. It's orange. |
| 2 It's a starfish. It's pink. | 4 It's a shell. It's purple. |

4 points (1 point for each correctly coloured element)

Test Unit 6 Toys

1 Listen and tick (✓) or cross (✗).

- Ask pupils to look at the pictures of toys.
- Pupils are going to listen to the recording and tick (✓) the pictures with descriptions which are true and cross (✗) the pictures with descriptions which are false. Play the recording and pause it after each point.

TRACK 13

- | | |
|----------------|-----------------|
| 1 It's a doll. | 4 It's a yo-yo. |
| 2 It's a boat. | 5 It's a kite. |
| 3 It's a car. | 6 It's a train. |

Answers:

1 – ✓, 2 – ✗, 3 – ✗, 4 – ✓, 5 – ✗, 6 – ✓.

6 points (1 point for each correctly marked picture)

2 Listen, draw and colour.

- Ask pupils to get crayons of the following colours: brown, blue, purple and green and then to look at the pictures of children.
- Pupils are going to listen to the recording, draw correct toys in the speech bubbles and colour them in accordingly. Play the recording and pause it after each point.

TRACK 14

- | |
|---|
| 1 I've got a blue train. I've got a brown teddy bear. |
| 2 I've got a purple boat. I've got a green ball. |

4 points (1 point for each correctly drawn and coloured toy)

Test Unit 7 Food

1 Listen and draw ☺ or ☹.

- Ask pupils to look at the picture of a boy and different kinds of food.
- Pupils are going to listen to the recording and draw a happy face next to the pictures of food the boy likes and a sad face next to the pictures of the food the boy does not like. Play the recording and pause it after each point.

TRACK 15

- | | |
|-----------------------|-------------------------|
| 1 I like milk. | 4 I don't like bread. |
| 2 I like pears. | 5 I like cheese. |
| 3 I don't like juice. | 6 I don't like chicken. |

6 points (1 point for each correctly marked picture)

2 Listen and draw.

- Pupils are going to listen to the recording and draw the correct amount of food in each box accordingly.

TRACK 16

- | | |
|----------------|---------------|
| 1 three apples | 3 five eggs |
| 2 two cakes | 4 six oranges |

4 points (1 point for each correctly drawn picture)

Test Unit 8 My holidays

1 Listen and circle.

- Ask pupils to look at the pairs of pictures showing marine animals, holiday places and holiday items.
- Pupils are going to listen to the recording and circle a picture in each box accordingly. Play the recording and pause it after each point.

TRACK 17

- | | |
|--------------------|----------------------|
| 1 It's the sea. | 4 It's the beach. |
| 2 It's a starfish. | 5 Look, six crabs. |
| 3 It's a seahorse. | 6 Look, seven kites. |

6 points (1 point for each correctly circled picture)

2 Listen and colour.

- Ask pupils to get crayons of the following colours: brown, blue, purple and pink and then to look at the picture of toys.
- Pupils are going to listen to the recording and colour in the toys in the picture accordingly. Play the recording and pause it after each point.

TRACK 18

- | | |
|-------------------------|--------------------------------|
| 1 I've got a pink kite. | 3 I've got a brown teddy bear. |
| 2 I've got a blue ball. | 4 I've got a purple boat. |

4 points (1 point for each correctly coloured toy)

End of year Test

1 Listen and circle.

- Ask pupils to look at the pairs of pictures showing parts of the body, classroom items, animals and children.
- Pupils are going to listen to the recording and circle a picture in each box accordingly. Play the recording and pause it after each point.

TRACK 19

- | | |
|-----------------------|--------------------|
| 1 It's my head. | 3 Turn around! |
| 2 It's a small chair. | 4 Stamp your feet! |

4 points (1 point for each correctly circled picture)

2 Listen and tick (✓) or cross (✗).

- Ask pupils to look at the pictures of family members, food products, animals and holiday places.
- Pupils are going to listen to the recording and tick (✓) the pictures with descriptions which are true and cross (✗) the pictures with descriptions which are false. Play the recording and pause it after each point.

TRACK 20

- | | |
|------------------------|--------------------|
| 1 I don't like cheese. | 3 I'm sad. |
| 2 It's a sandcastle. | 4 It's my grandma. |

Answers: 1 – ✗, 2 – ✓, 3 – ✓, 4 – ✗.

4 points (1 point for each correctly marked picture)

3 Listen, draw and colour.

- Ask pupils to get crayons of the following colours: grey and orange.
- Pupils are going to listen to the recording, draw some objects or animals in the boxes and colour them in accordingly. Play the recording and pause it after each point.

TRACK 21

- | | |
|----------------------------|-----------------------------|
| 1 I've got an orange book. | 3 I've got a grey starfish. |
| 2 I've got two birds. | 4 I've got seven balls. |

4 points (1 point for each correctly drawn and coloured toy)

STARTER B Tests Teacher's Notes

Unit 1 My face Test

1 Listen and tick (✓) or cross (✗).

- Ask pupils to look at the pictures showing parts of the face.
- Pupils are going to listen to the recording and tick (✓) the pictures with descriptions which are true and cross (✗) the pictures with descriptions which are false. Play the recording and pause it after each point.

Track 2 (see page 10 for audioscript)

Answers: 1 – ✓, 2 – ✗, 3 – ✗, 4 – ✓.

4 points (1 point for each correctly marked picture)

2 Listen and colour.

- Ask pupils to get crayons of the following colours: blue, brown, purple, pink and orange and then to look at the pictures of crayons.
- Pupils are going to listen to the recording and colour the crayons in accordingly. Play the recording and pause it after each point.

Track 3 (see page 10 for audioscript)

5 points (1 point for each correctly coloured crayon)

3 Listen and colour.

- Ask pupils to get crayons of the following colours: pink, purple, brown and blue and then to look at the picture of a teddy bear.
- Pupils are going to listen to the recording and colour the teddy bear in accordingly. Play the recording and pause it after each point.

Track 4 (see page 10 for audioscript)

4 points (1 point for each correctly coloured part)

4 Listen and draw.

- Ask pupils to look at the pictures of faces.
- Pupils are going to listen to the recording and draw a happy or a sad face accordingly. Play the recording and pause it after each point.

Track 5 (see page 10 for audioscript)

2 points (1 point for each correctly drawn face)

Unit 2 Animals Test

1 Listen and tick (✓) or cross (✗).

- Ask pupils to look at the pictures of animals.
- Pupils are going to listen to the recording and tick (✓) the pictures with descriptions which are true and cross (✗) the pictures with descriptions which are false. Play the recording and pause it after each point.

Track 6 (see page 10 for audioscript)

Answers: 1 – ✓, 2 – ✓, 3 – ✗, 4 – ✓, 5 – ✗, 6 – ✓.

6 points (1 point for each correctly marked picture)

2 Listen and circle.

- Ask pupils to look at the pairs of pictures showing blots.
- Pupils are going to listen to the recording and circle a blot in each pair accordingly. Play the recording and pause it after each point.

Track 7 (see page 10 for audioscript)

3 points (1 point for each correctly circled picture)

3 Listen and tick (✓).

- Ask pupils to look at the pairs of pictures showing birds.
- Pupils are going to listen to the recording and tick (✓) a picture in each box accordingly. Play the recording and pause it after each point.

Track 8 (see page 10 for audioscript)

4 points (1 point for each correctly marked picture)

4 Listen, draw and colour.

- Ask pupils to get crayons of the following colours: grey and red.
- Pupils are going to listen to the recording, draw animals in the boxes and colour them in accordingly. Play the recording and pause it after each point.

Track 9 (see page 10 for audioscript)

2 points (1 point for each correctly drawn and coloured picture)

Unit 3 My toys Test

1 Listen and tick (✓) or cross (✗).

- Ask pupils to look at the pictures of children with toys.
- Pupils are going to listen to the recording and tick (✓) the pictures with descriptions which are true and cross (✗) the pictures with descriptions which are false. Play the recording and pause it after each point.

Track 10 (see page 10 for audioscript)

Answers: 1 – ✓, 2 – ✗, 3 – ✓, 4 – ✓, 5 – ✗, 6 – ✗.

6 points (1 point for each correctly marked picture)

2 Listen and colour.

- Ask pupils to look at the boxes with circles.
- Pupils are going to listen to the recording and colour in the correct number of circles in each box accordingly. Play the recording and pause it after each point.

Track 11 (see page 10 for audioscript)

4 points (1 point for each correctly coloured box)

3 Listen and circle.

- Ask pupils to look at the pictures of toys.
- Pupils are going to listen to the recording and circle the pictures accordingly. Play the recording and pause it after each point.

Track 12 (see page 10 for audioscript)

3 points (1 point for each correctly circled picture)

4 Listen and draw.

- Pupils are going to listen to the recording and draw the correct number of toys in each box. Play the recording and pause it after each point.

Track 13 (see page 10 for audioscript)

2 points (1 point for each correctly drawn picture)

Unit 4 Food Test

1 Listen and circle.

- Ask pupils to look at the pairs of pictures showing different kinds of food.
- Pupils are going to listen to the recording and circle a picture in each box accordingly. Play the recording and pause it after each point.

Track 14 (see page 10 for audioscript)

6 points (1 point for each correctly circled picture)

2 Listen and draw.

- Pupils are going to listen to the recording and draw the food which the boy likes in his speech bubble. Play the recording and pause it after each point.

Track 15 (see page 10 for audioscript)

3 points (1 point for each correctly drawn food item)

3 Listen and circle 4 things Martha likes.

- Ask pupils to look at the picture of Martha's birthday party.
- Pupils are going to listen to the recording and circle the picture of the food which Martha likes. Play the recording and pause it after each point.

Track 16 (see page 10 for audioscript)

4 points (1 point for each correctly circled picture)

4 Listen and draw.

- Ask pupils to get crayons of the following colours: yellow and red.
- Pupils are going to listen to the recording and draw the food products in the boxes accordingly. Play the recording and pause it after each point.

Track 17 (see page 10 for audioscript)

2 points (1 point for each correctly drawn picture)

Unit 5 My body Test

1 Listen and tick (✓) or cross (✗).

- Ask pupils to look at the pictures of monsters.
- Pupils are going to listen to the recording and tick (✓) the pictures with descriptions which are true and cross (✗) the pictures with descriptions which are false. Play the recording and pause it after each point.

Track 18 (see page 10 for audioscript)

Answers: 1 – ✗, 2 – ✓, 3 – ✗, 4 – ✗, 5 – ✓.

5 points (1 point for each correctly marked picture)

2 Listen and circle.

- Ask pupils to look at the pictures showing pairs of people.
- Pupils are going to listen to the recording and circle a person in each picture accordingly. Play the recording and pause it after each point.

Track 19 (see page 10 for audioscript)

4 points (1 point for each correctly circled picture)

3 Trace, read and match.

- Ask pupils to trace over the names of the parts of the body.
- Pupils read the words and match them to parts of the picture.

4 points (1 point for each correctly traced and matched item)

4 Read and draw.

- Ask pupils to read the sentences in the speech bubble.
- Pupils draw the missing parts of the body accordingly.

2 points (1 point for each correctly drawn part of the body)

Unit 6 My house Test

1 Listen and circle.

- Ask pupils to look at the groups of pictures showing household objects.
- Pupils are going to listen to the recording and circle a picture in each group accordingly. Play the recording and pause it after each point.

Track 20 (see page 10 for audioscript)

5 points (1 point for each correctly circled picture)

2 Listen and tick (✓) or cross (✗).

- Ask pupils to look at the pictures of a teddy bear in different places.
- Pupils are going to listen to the recording and tick (✓) the pictures with descriptions which are true and cross (✗) the pictures with descriptions which are false. Play the recording and pause it after each point.

Track 21 (see page 10 for audioscript)

Answers: 1 – ✗, 2 – ✓, 3 – ✓.

3 points (1 point for each correctly marked picture)

3 Trace, read and match.

- Ask pupils to trace over the names of the parts of the house.
- Pupils read the words and match them to parts of the picture.

5 points (1 point for each correctly traced and matched item)

4 Read and draw.

- Pupils read the phrases under the boxes and draw the pictures accordingly.

2 points (1 point for each correctly drawn picture)

Unit 7 My clothes Test

1 Listen and number.

- Ask pupils to look at the picture of a girl's clothes.
- Pupils are going to listen to the recording and number the clothes accordingly. Play the recording and pause it after each point.

Track 22 (see page 10 for audioscript)

4 points (1 point for each correctly numbered item)

2 Listen and circle.

- Ask pupils to look at the pairs of pictures showing children.
- Pupils are going to listen to the recording and circle a picture in each pair accordingly. Play the recording and pause it after each point.

Track 23 (see page 10 for audioscript)

4 points (1 point for each correctly circled picture)

3 Trace, read and tick (✓).

- Ask pupils to trace over the names of the clothes.
- Pupils read the words and tick (✓) the names of the clothes which are in the picture.

Answers: sweater, skirt, trousers, shirt, hat.

5 points (1 point for each correctly traced and marked item)

4 Read and colour.

- Pupils read the sentence in the speech bubble and colour in the clothes in the picture accordingly.

2 points (1 point for each correctly coloured item)

Unit 8 My party Test

1 Listen and number.

- Ask pupils to look at the picture of animals.
- Pupils are going to listen to the recording and number the animals accordingly. Play the recording and pause it after each point.

Track 24 (see page 10 for audioscript)

4 points (1 point for each correctly numbered item)

2 Listen and circle.

- Ask pupils to look at the pictures showing pairs of children.
- Pupils are going to listen to the recording and circle a child in each picture accordingly. Play the recording and pause it after each point.

Track 25 (see page 10 for audioscript)

4 points (1 point for each correctly circled item)

3 Choose and write.

- Ask pupils to look at the picture and read the words in the box.
- Pupils complete the numbered gaps under the picture with the correct words.

Answers: 1 – parrot, 2 – hamster, 3 – cat, 4 – fish, 5 – rabbit.

5 points (1 point for each correctly labelled animal)

4 Read and draw.

- Pupils read the sentence in the speech bubble and draw the animals accordingly.

2 points (1 point for each correctly drawn animal)

End-of-year Test

1 Listen and circle.

- Ask pupils to look at the pairs of pictures showing animals, clothes, toys and parts of the face.
- Pupils are going to listen to the recording and circle a picture in each box accordingly. Play the recording and pause it after each point.

Track 26 (see page 10 for audioscript)

5 points (1 point for each correctly circled item)

2 Listen and tick (✓) or cross (✗).

- Ask pupils to look at the pictures of children and household objects.
- Pupils are going to listen to the recording and tick (✓) the pictures with descriptions which are true and cross (✗) the pictures with descriptions which are false. Play the recording and pause it after each point.

Track 27 (see page 10 for audioscript)

Answers: 1 – ✗, 2 – ✓, 3 – ✗, 4 – ✗, 5 – ✓.

5 points (1 point for each correctly marked picture)

3 Choose and write.

- Ask pupils to look at the picture and read the words in the box.
- Pupils complete the numbered gaps next to the picture with the correct words.

Answers: 1 – T-shirt, 2 – trousers, 3 – window, 4 – rabbit, 5 – garden, 6 – dog.

6 points (1 point for each correctly labelled picture)

4 Read and draw.

- Pupils read the sentences in the speech bubbles and draw the pictures accordingly.

4 points (1 point for each correctly drawn picture)

Unit 1 My face Test EXTRA ADVENTURE

1 Listen and tick (✓) or cross (✗).

- Ask pupils to look at the pictures showing parts of the face.
- Pupils are going to listen to the recording and tick (✓) the pictures with descriptions which are true and cross (✗) the pictures with descriptions which are false. Play the recording and pause it after each point.

Track 2 (see page 10 for audioscript)

Answers: 1 – ✓, 2 – ✗, 3 – ✗, 4 – ✓.

4 points (1 point for each correctly marked picture)

2 Listen, read and colour.

- Ask pupils to get crayons of the following colours: blue, brown, purple, pink and orange and then to look at the pictures of crayons.
- Pupils are going to listen to the recording, read the words and colour the crayons in accordingly. Play the recording and pause it after each point.

Track 3 (see page 10 for audioscript)

5 points (1 point for each correctly coloured crayon)

3 Listen, read and colour.

- Ask pupils to get crayons of the following colours: pink, purple, brown and blue and then to look at the picture of a teddy bear.
- Pupils are going to listen to the recording, read the sentences and colour the teddy bear in accordingly. Play the recording and pause it after each point.

Track 4 (see page 10 for audioscript)

4 points (1 point for each correctly coloured part)

4 Listen, read and draw.

- Ask pupils to look at the pictures of faces.
- Pupils are going to listen to the recording, read the sentences and draw a happy or a sad face accordingly. Play the recording and pause it after each point.

Track 5 (see page 10 for audioscript)

2 points (1 point for each correctly drawn face)

Unit 2 Animals Test EXTRA ADVENTURE

1 Listen and tick (✓) or cross (✗).

- Ask pupils to look at the pictures of animals.
- Pupils are going to listen to the recording and tick (✓) the pictures with descriptions which are true and cross (✗) the pictures with descriptions which are false. Play the recording and pause it after each point.

Track 6 (see page 10 for audioscript)

Answers: 1 – ✓, 2 – ✓, 3 – ✗, 4 – ✓, 5 – ✗, 6 – ✓.

6 points (1 point for each correctly marked picture)

2 Listen, read and circle.

- Ask pupils to look at the pairs of pictures showing blots.
- Pupils are going to listen to the recording, read the sentences and circle a blot in each pair. Play the recording and pause it after each point.

Track 7 (see page 10 for audioscript)

3 points (1 point for each correctly circled picture)

3 Listen, read and tick (✓).

- Ask pupils to look at the pairs of pictures showing birds.
- Pupils are going to listen to the recording, read the expressions and tick (✓) a picture in each box accordingly. Play the recording and pause it after each point.

Track 8 (see page 10 for audioscript)

4 points (1 point for each correctly marked picture)

4 Listen, read, draw and colour.

- Ask pupils to get crayons of the following colours: grey and red.
- Pupils are going to listen to the recording, read the sentences, draw animals in the boxes and colour them in accordingly. Play the recording and pause it after each point.

Track 9 (see page 10 for audioscript)

2 points (1 point for each correctly drawn and coloured picture)

Unit 3 My toys Test EXTRA ADVENTURE

1 Listen and tick (✓) or cross (✗).

- Ask pupils to look at the pictures of children with toys.
- Pupils are going to listen to the recording and tick (✓) the pictures with descriptions which are true and cross (✗) the pictures with descriptions which are false. Play the recording and pause it after each point.

Track 10 (see page 10 for audioscript)

Answers: 1 – ✓, 2 – ✗, 3 – ✓, 4 – ✓, 5 – ✗, 6 – ✗.

6 points (1 point for each correctly marked picture)

2 Listen, read and colour.

- Ask pupils to look at the boxes with circles.
- Pupils are going to listen to the recording, read the words and colour in the correct number of circles in each box accordingly. Play the recording and pause it after each point.

Track 11 (see page 10 for audioscript)

4 points (1 point for each correctly coloured box)

3 Listen, read and circle.

- Ask pupils to look at the pictures of toys.
- Pupils are going to listen to the recording, read the expressions and circle the pictures accordingly. Play the recording and pause it after each point.

Track 12 (see page 10 for audioscript)

3 points (1 point for each correctly circled picture)

4 Listen, read and draw.

- Pupils are going to listen to the recording, read the expressions and draw the correct number of toys in each box. Play the recording and pause it after each point.

Track 13 (see page 10 for audioscript)

2 points (1 point for each correctly drawn picture)

Unit 4 Food Test EXTRA ADVENTURE

1 Listen and circle.

- Ask pupils to look at the pairs of pictures showing different kinds of food.
- Pupils are going to listen to the recording and circle the pictures being described. Play the recording and pause it after each point.

Track 14 (see page 10 for audioscript)

6 points (1 point for each correctly circled picture)

2 Listen, read and draw.

- Pupils are going to listen to the recording, read the sentences and draw the food which the boy likes in his speech bubble. Play the recording and pause it after each point.

Track 15 (see page 10 for audioscript)

3 points (1 point for each correctly drawn food product)

3 Listen and circle 4 things Martha likes.

- Ask pupils to look at the picture of Martha's birthday party.
- Pupils are going to listen to the recording and circle the picture of the food which Martha likes. Play the recording and pause it after each point.

Track 16 (see page 10 for audioscript)

4 points (1 point for each correctly circled picture)

4 Listen, read and draw.

- Ask pupils to get crayons of the following colours: yellow and red.
- Pupils are going to listen to the recording, read the expressions and draw the food products in the boxes accordingly. Play the recording and pause it after each point.

Track 17 (see page 10 for audioscript)

2 points (1 point for each correctly drawn picture)

Unit 5 My body Test EXTRA ADVENTURE

1 Listen and tick (✓) or cross (✗).

- Ask pupils to look at the pictures of monsters.
- Pupils are going to listen to the recording and tick (✓) the pictures with descriptions which are true and cross (✗) the pictures with descriptions which are false. Play the recording and pause it after each point.

Track 18 (see page 10 for audioscript)

Answers: 1 – ✗, 2 – ✓, 3 – ✗, 4 – ✗, 5 – ✓.

5 points (1 point for each correctly marked picture)

2 Listen, read and circle.

- Ask pupils to look at the pictures showing pairs of people.
- Pupils are going to listen to the recording, read the sentences and circle a person in each picture accordingly. Play the recording and pause it after each point.

Track 19 (see page 10 for audioscript)

4 points (1 point for each correctly circled picture)

3 Trace, read and match.

- Ask pupils to trace over the names of the parts of the body.
- Pupils read the words and match them to elements of the picture.

4 points (1 point for each correctly traced and matched item)

4 Read and draw.

- Ask pupils to read the sentences in the speech bubble.
- Pupils draw the missing parts of the body accordingly.

2 points (1 point for each correctly drawn part of the body)

Unit 6 My house Test EXTRA ADVENTURE

1 Listen and circle.

- Ask pupils to look at the groups of pictures showing household objects.
- Pupils are going to listen to the recording and circle a picture in each group accordingly. Play the recording and pause it after each point.

Track 20 (see page 10 for audioscript)

5 points (1 point for each correctly circled picture)

2 Listen, read and tick (✓) or cross (✗).

- Ask pupils to look at the pictures of a teddy bear in different places.
- Pupils are going to listen to the recording, read the sentences and tick (✓) the pictures with descriptions which are true and cross (✗) the pictures with descriptions which are false. Play the recording and pause it after each point.

Track 21 (see page 10 for audioscript)

Answers: 1 – ✗, 2 – ✓, 3 – ✓.

3 points (1 point for each correctly marked picture)

3 Trace, circle and match.

- Ask pupils to trace over the names of the parts of the house and circle them in the word snake.
- Pupils read the words and match them to parts of the picture.

5 points (1 point for each correctly traced and matched item)

4 Read and draw.

- Pupils read the phrases under the boxes and draw the pictures accordingly.

2 points (1 point for each correctly drawn picture)

Unit 7 My clothes Test EXTRA

ADVENTURE

1 Listen and number.

- Ask pupils to look at the picture of a girl's clothes.
- Pupils are going to listen to the recording and number the clothes accordingly. Play the recording and pause it after each point.

Track 22 (see page 10 for audioscript)

4 points (1 point for each correctly numbered item)

2 Listen, read and circle.

- Ask pupils to look at the pairs of pictures showing children.
- Pupils are going to listen to the recording, read the sentences and circle a picture in each pair accordingly. Play the recording and pause it after each point.

Track 23 (see page 10 for audioscript)

4 points (1 point for each correctly circled picture)

3 Trace, read and tick (✓).

- Ask pupils to trace over the names of the parts of the house.
- Pupils read the words and match them to elements of the picture.

Answers: sweater, skirt, trousers, shirt, hat.

5 points (1 point for each correctly traced and matched item)

4 Read and colour.

- Pupils read the sentence in the speech bubble and colour in the clothes in the picture accordingly.

2 points (1 point for each correctly coloured item)

Unit 8 My party Test EXTRA ADVENTURE

1 Listen and number.

- Ask pupils to look at the picture of animals.
- Pupils are going to listen to the recording and number the animals accordingly. Play the recording and pause it after each point.

Track 24 (see page 10 for audioscript)

4 points (1 point for each correctly numbered item)

2 Listen, read and circle.

- Ask pupils to look at pictures showing pairs of children.
- Pupils are going to listen to the recording, read the sentences and circle a child in each picture accordingly. Play the recording and pause it after each point.

Track 25 (see page 10 for audioscript)

4 points (1 point for each correctly circled item)

3 Choose and write.

- Ask pupils to look at the picture and to read the words in the box.
- Pupils complete the numbered gaps under the picture with the correct words.

Answers: 1 – parrot, 2 – hamster, 3 – cat, 4 – fish, 5 – rabbit.

5 points (1 point for each correctly labelled animal)

4 Read and draw.

- Pupils read the sentence in the speech bubble and draw the animals accordingly.

2 points (1 point for each correctly drawn animal)

End-of-year Test EXTRA ADVENTURE

1 Listen and circle.

- Ask pupils to look at the pairs of pictures showing animals, clothes, toys and parts of the face.
- Pupils are going to listen to the recording and circle a picture in each box accordingly. Play the recording and pause it after each point.

Track 26 (see page 10 for audioscript)

5 points (1 point for each correctly circled item)

2 Listen, read and tick (✓) or cross (✗).

- Ask pupils to look at the pictures of children and household objects.
- Pupils are going to listen to the recording, read the sentences and tick (✓) the pictures with descriptions which are true and cross (✗) the pictures with descriptions which are false. Play the recording and pause it after each point.

Track 27 (see page 10 for audioscript)

Answers: 1 – ✗, 2 – ✓, 3 – ✗, 4 – ✗, 5 – ✓.

5 points (1 point for each correctly marked picture)

3 Choose and write.

- Ask pupils to look at the picture and read the words in the box.
- Pupils complete the numbered gaps next to the picture with the correct words.

Answers: 1 – T-shirt, 2 – milk, 3 – window, 4 – kite, 5 – rabbit, 6 – garden.

6 points (1 point for each correctly labelled picture)

4 Read and draw.

- Pupils read the sentences in the speech bubbles and draw the pictures accordingly.

4 points (1 point for each correctly drawn picture)

Unit 1 My face

- 1 My eyes. **TRACK 2**
 2 My hair.
 3 My mouth.
 4 My ears.

- 1 It's blue. **TRACK 3**
 2 It's brown.
 3 It's purple.
 4 It's pink.
 5 It's orange.

- 1 Look, my pink face. **TRACK 4**
 2 My purple ears.
 3 My brown nose.
 4 My blue eyes.

- 1 I'm sad. **TRACK 5**
 2 I'm happy.

Unit 2 Animals

- 1 It's a lion. **TRACK 6**
 2 It's a zebra.
 3 It's a hippo.
 4 It's an elephant.
 5 It's a rhino.
 6 It's a giraffe.

- 1 It's white. **TRACK 7**
 2 It's grey.
 3 It's black.

- 1 two black birds **TRACK 8**
 2 one white bird
 3 five grey birds
 4 four white birds

- 1 It's a grey hippo. **TRACK 9**
 2 It's a red bird.

Unit 3 My toys

- 1 It's my kite. **TRACK 10**
 2 It's my doll.
 3 It's my train.
 4 It's my dinosaur.
 5 It's my spaceman.
 6 It's my ball.

- 1 nine **TRACK 11**
 2 six
 3 eight
 4 ten

- 1 eight boats **TRACK 12**
 2 seven teddy bears
 3 six cars

- 1 nine yo-yos **TRACK 13**
 2 seven balls

Unit 4 Food

- 1 chicken **TRACK 14**
 2 eggs
 3 meat
 4 cake
 5 spaghetti
 6 bananas

- 1 I like bread. **TRACK 15**
 2 I like cheese.
 3 I like milk.

- 1 I like pizza. **TRACK 16**
 2 I don't like sandwiches!
 3 I like bananas!
 4 I like apples!
 5 I don't like pears!
 6 I don't like water!
 7 I like cake!

- 1 three yellow pears **TRACK 17**
 2 six red apples

Unit 5 My body

- 1 I've got three arms. **TRACK 18**
 2 I've got two hands.
 3 I've got two legs.
 4 I've got three feet.
 5 I've got two heads.

- 1 I've got small hands. **TRACK 19**
 2 I've got long legs.
 3 I've got a big tummy.
 4 I've got short arms.

Unit 6 My house

- 1 It's a table. **TRACK 20**
 2 It's a house.
 3 It's a window.
 4 It's a chair.
 5 It's a door.

- 1 It's in the kitchen. **TRACK 21**
 2 It's in the bedroom.
 3 It's in the garden.

Unit 7 My clothes

- 1 It's my shirt. **TRACK 22**
 2 It's my hat.
 3 It's my dress.
 4 It's my sweater.

- 1 I'm wearing trousers. **TRACK 23**
 2 I'm wearing boots.
 3 I'm wearing a coat.
 4 I'm wearing a hat.

Unit 8 My party

- 1 It's a cat. **TRACK 24**
 2 It's a horse.
 3 It's a dog.
 4 It's a rabbit.

- 1 I've got a hamster. **TRACK 25**
 2 I've got a duck.
 3 I've got a tortoise.
 4 I've got a fish.

End-of-year

- 1 It's a rhino. **TRACK 26**
 2 It's a boat.
 3 It's my nose.
 4 It's a skirt.
 5 It's black.

- 1 I'm sad. **TRACK 27**
 2 It's in the bathroom.
 3 I don't like pizza.
 4 I'm wearing a sweater.
 5 I've got long legs.

LEVEL 1 Tests Teacher's Notes

Unit 1 My favourite things Test

1 Listen and circle.

- Ask pupils to look at the pairs of pictures showing different items.
- Pupils are going to listen to the recording and circle the correct picture in each box. Play the recording and pause it after each point.

- 1 It's a bat.
- 2 It's a scooter.
- 3 It's a ball.
- 4 It's a robot.

TRACK 2

Answers: 1 – bat, 2 – scooter, 3 – ball, 4 – robot.

4 points (1 point for each correctly circled picture)

2 Listen and tick (✓) or cross (✗).

- Ask pupils to look at the pictures of children with their favourite belongings.
- Pupils are going to listen to four short dialogues and tick (✓) the pictures which are correct illustrations for the dialogues and put a cross (✗) next to the pictures which are wrong illustrations. Play the recording and pause it after each dialogue.

- 1
Man: What's your favourite thing, Sarah? Is it a bat?
Girl: No, it isn't a bat! It's a bike.
- 2
Woman: What's your favourite thing, Robert? Is it a TV?
Boy: No, it's a spaceship!
- 3
Woman: What's your favourite thing, Mark? Is it a computer game?
Boy: No, it's a watch!
- 4
Man: What's your favourite thing, Jessica? Is it a watch?
Girl: No, it isn't a watch, it's a robot!

TRACK 3

Answers: 1 – ✓, 2 – ✗, 3 – ✗, 4 – ✗.

4 points (1 point for each correctly marked picture)

3 Look, read and write.

- Ask pupils to look at the pictures showing Katie's and David's favourite belongings.
- Pupils complete the descriptions of the objects with the words from the box.

Answers: 1 – is, 2 – scooter, 3 – big, 4 – isn't, 5 – spaceship.

5 points (1 point for each correctly completed gap)

4 What's your favourite thing? Draw and write.

- Pupils draw their favourite belonging and complete its description accordingly.
- 2 points** (0.5 point for each correctly completed sentence)

Unit 2 My family Test

1 Listen and tick (✓).

- Ask pupils to look at the pairs of pictures showing family members.
- Pupils are going to listen to the recording and tick (✓) the correct picture in each pair. Play the recording and pause it after each point.

- 1 This is my brother.
- 2 This is my grandma.
- 3 This is my aunt.
- 4 This is my dad.

TRACK 4

Answers: 1 – brother, 2 – grandma, 3 – aunt, 4 – dad.

4 points (1 point for each correctly marked picture)

2 Listen and circle. Then write *I've got* or *I haven't got*.

- Ask pupils to look at the pictures.
- Pupils are going to listen to a dialogue and circle the pictures of family members or pets that the girl has got. Play the recording.
- Pupils complete the sentences with *I've got* or *I haven't got* accordingly.

TRACK 5

Man: Have you got a brother, Jane?

Girl: Yes, I've got a brother.

Man: Have you got a sister?

Girl: No, I haven't got a sister.

Man: Have you got a dog?

Girl: No, I haven't got a dog. But I've got a cat.

Answers: brother, cat; 1 – I've got, 2 – I haven't got, 3 – I haven't got, 4 – I've got.

4 points (1 point for each correctly circled picture and 0.5 point for each correctly completed sentence)

3 Look, read and write.

- Ask pupils to look at the 'family photo'.
- Pupils complete the descriptions of the family members with the words from the box.

Answers: 1 – uncle, 2 – aunt, 3 – grandad, 4 – grandma, 5 – cousin.

5 points (1 point for each correctly completed gap)

4 Draw your family and write.

- Pupils draw their family and complete the sentences accordingly.

2 points (0.5 point for each correctly completed gap)

Unit 3 My body and face Test

1 Listen and circle.

- Ask pupils to look at the pictures showing pairs of people or animals.
- Pupils are going to listen to the recording and circle the correct person or animal in each picture. Play the recording and pause it after each point.

- 1 It's got a short tail.
- 2 He's got big teeth.
- 3 It's got a long neck.
- 4 He's got small hands.

TRACK 6

4 points (1 point for a correctly circled element in each picture)

2 Listen and tick (✓) or cross (✗).

- Ask pupils to read the sentences.
- Pupils are going to listen to a dialogue and tick (✓) the sentences which are true and put a cross (✗) next to the sentences which are false. Play the recording.

- Man:** Have you got a sister?
Woman: Yes, I have.
Man: Has she got blond hair?
Woman: No, she hasn't got blond hair. She's got long dark hair. But she's got blue eyes.
Man: Dark hair and blue eyes?
Woman: Yes. Big blue eyes.
Man: Has she got glasses?
Woman: No, she hasn't got glasses.

Answers: 1 – X, 2 – ✓, 3 – ✓, 4 – X.

4 points (1 point for each correctly marked sentence)

3 Look, read and write.

- Ask pupils to look at the pictures showing cartoon characters.
- Pupils complete the dialogues about each character with the words from the box.

Answers: 1 – long, 2 – she's, 3 – got, 4 – hasn't, 5 – short.

5 points (1 point for each correctly completed gap)

4 Draw your friend and write.

- Pupils draw their friend and complete the sentences accordingly.

2 points (0.5 point for each correctly completed sentence)

Unit 4 My room Test

1 Listen and tick (✓).

- Ask pupils to look at the pairs of pictures showing household items and rooms.
- Pupils are going to listen to the recording and tick (✓) the correct picture in each pair. Play the recording and pause it after each point.

- 1 It's a curtain. TRACK 8
 2 It's a carpet.
 3 It's a living room.
 4 It's a bathroom.

Answers: 1 – curtain, 2 – carpet, 3 – living room, 4 – bathroom.

4 points (1 point for each correctly marked picture)

2 Where's the cat? Listen and tick (✓) or cross (X).

- Ask pupils to look at the pictures of a cat in different places.
- Pupils are going to listen to the recording and tick (✓) the pictures with descriptions which are true and put a cross (X) next to the pictures with descriptions which are false. Play the recording and pause it after each point.

- 1 The cat is under the carpet. TRACK 9
 2 The cat is next to the lamp.
 3 The cat is in the bath.
 4 The cat is on the box.

Answers: 1 – ✓, 2 – X, 3 – ✓, 4 – X.

4 points (1 point for each correctly marked picture)

3 Look, read and write.

- Ask pupils to look at the picture showing a bedroom.
- Pupils complete the descriptions of the bedroom with the words from the box.

Answers: 1 – bedroom, 2 – armchairs, 3 – next, 4 – floor, 5 – table.

5 points (1 point for each correctly completed gap)

4 Look and write.

- Pupils look at the picture of a room and complete the sentences accordingly.

2 points (0.5 point for each correctly completed sentence)

Unit 5 I can jump Test

1 Listen and circle.

- Ask pupils to look at the sets of pictures showing animals.
- Pupils are going to listen to the recording and circle the correct animal in each box. Play the recording and pause it after each point.

- 1 It's a bear. TRACK 10
 2 It's a monkey.
 3 It's an elephant.
 4 It's a snake.

Answers: 1 – bear, 2 – monkey, 3 – elephant, 4 – snake.

4 points (1 point for each correctly circled picture)

2 Listen and circle.

- Ask pupils to read the sentences.
- Pupils are going to listen to a short dialogue and circle *can* or *can't* in each sentence. Play the recording.

TRACK 11

- Man:** Can you swim, Jenny?
Woman: No, I can't. But I can ride a bike. Can you climb, David?
Man: Yes, I can. But I can't run.

Answers: 1 – can't, 2 – can, 3 – can, 4 – can't.

4 points (1 point for each correctly circled word)

3 Look, read and write.

- Ask pupils to look at the picture showing a picnic.
- Pupils complete the speech bubbles with the words and phrases from the box.

Answers: 1 – fly, 2 – ride a bike, 3 – dance, 4 – ride a horse, 5 – sing.

5 points (1 point for each correctly completed gap)

4 Circle and write.

- Pupils circle a picture of one animal and complete the speech bubble accordingly.

2 points (0.5 point for each correctly completed gap)

Unit 6 He likes cheese Test

1 Listen and number.

- Ask pupils to look at the picture showing different food products.
- Pupils are going to listen to the recording and number the food products accordingly. Play the recording and pause it after each point.

- 1 Mushrooms TRACK 12
 2 Onions
 3 Strawberries
 4 Peas

Answers: 1 – mushrooms, 2 – onions, 3 – strawberries, 4 – peas.

4 points (1 point for each correctly numbered item)

2 Listen and match.

- Ask pupils to read the fragments of the sentences and to look at the pictures of food products.
- Pupils are going to listen to two people saying what food they like and don't like and match the fragments of the sentences to the correct pictures. Play the recording and pause it after each person has finished talking.

TRACK 13

- Woman:** I'm Jessica. I don't like bread. I like cake.
Man: I'm Thomas. I like cheese. I don't like fish.

Answers: 1 – cake, 2 – bread, 3 – cheese, 4 – fish.

4 points (1 point for each correctly matched pair)

3 Look, read and write.

- Ask pupils to look at the pictures showing children with some food products.
- Pupils complete the speech bubbles with the words and phrases from the box.

Answers: 1 – like, 2 – doesn't like, 3 – don't like, 4 – doesn't like, 5 – likes.

5 points (1 point for each correctly completed gap)

4 Draw and write.

- Pupils draw a person and the food they like and don't like and complete the sentences accordingly.

2 points (1 point for each correctly completed sentence)

Unit 7 Our world Test

1 Listen and tick (✓) or cross (✗).

- Ask pupils to look at the pictures.
- Pupils are going to listen to the recording and tick (✓) the pictures with descriptions which are true and put a cross (✗) next to the pictures with descriptions which are false. Play the recording and pause it after each point.

- 1 There are eleven trains.
- 2 There are five cars.
- 3 There are three buses.
- 4 There's a big lorry.

TRACK 14

Answers: 1 – ✗, 2 – ✓, 3 – ✓, 4 – ✗.

4 points (1 point for each correctly marked picture)

2 Listen and number.

- Ask pupils to look at the pictures of different landscapes.
- Pupils are going to listen to the recording and number the pictures accordingly. Play the recording and pause it after each point.

- 1 There's a field and two mountains. There's a tractor on the field.
- 2 There's a town and a river. There's a boat on the river.
- 3 There's a lake and a forest. There's a boat on the lake.
- 4 There's a town and two mountains. There's a plane in the sky.

TRACK 15

Answers: a – 3, b – 4, c – 1, d – 2.

4 points (1 point for each correctly numbered picture)

3 Look, read and write.

- Ask pupils to look at the picture.
- Pupils complete the descriptions of the area with the words from the box.

Answers: 1 – 's, 2 – boats, 3 – are, 4 – mountains, 5 – town.

5 points (1 point for each correctly completed gap)

4 Draw and write.

- Pupils draw their dream holiday place and complete the sentences accordingly.

2 points (1 point for each correctly completed sentence)

Unit 8 What's he wearing? Test

1 Listen and circle.

- Ask pupils to look at the sets of pictures showing different items of clothing.
- Pupils are going to listen to four short dialogues and circle the correct picture in each box. Play the recording and pause it after each point.

1

Woman: What are you wearing?

Man: I'm wearing socks.

2

Man: What are you wearing?

Woman: I'm wearing a belt.

3

Woman: What are you wearing?

Man: I'm wearing wellies.

4

Man: What are you wearing?

Woman: I'm wearing a sun hat.

TRACK 16

Answers: 1 – socks, 2 – belt, 3 – wellies, 4 – sun hat.

4 points (1 point for each correctly circled picture)

2 Listen and number.

- Ask pupils to look at the pictures of boys in different outfits.
- Pupils are going to listen to the recording and number the pictures accordingly. Play the recording and pause it after each point.

- 1 Mark is wearing jeans, a raincoat and wellies.
- 2 John is wearing a T-shirt, shorts and trainers.
- 3 David is wearing jeans, a jacket and a scarf.
- 4 Zac is wearing shorts, wellies and a jacket.

TRACK 17

Answers: a – 2, b – 3, c – 1, d – 4.

4 points (1 point for each correctly numbered picture)

3 Look, read and write.

- Ask pupils to look at the picture showing children and a dog in the forest.
- Pupils complete the speech bubble with the words from the box.

Answers: 1 – wearing, 2 – wellies, 3 – raincoat, 4 – 's, 5 – T-shirt.

5 points (1 point for each correctly completed gap)

4 Draw and write.

- Pupils draw clothes on the silhouettes of the children and complete the sentences accordingly.

2 points (1 point for each correctly completed sentence)

End of Year Test

1 Listen and circle.

- Ask pupils to look at the sets of pictures.
- Pupils are going to listen to a recording and circle the correct picture in each box. Play the recording and pause it after each point.

-
- 1 I like peas.
2 It's got a long tail.
3 It's a snake.
-

TRACK 18

Answers: 1 – peas, 2 – a rat with a long tail, 3 – a snake.

3 points (1 point for each correctly circled picture)

2 Listen and tick (✓) or cross (✗).

- Ask pupils to read the sentences.
- Pupils are going to listen to a dialogue and tick (✓) the sentences which are true and put a cross (✗) next to the sentences which are false. Play the recording.

TRACK 19

- Man:** Have you got a brother, Sue?
Girl: No, I haven't got a brother. I've got a little sister.
Man: Do you like ice-cream?
Girl: Yes, I like ice-cream! I don't like chocolate.
Man: Can you dance?
Girl: No, I can't. But I can sing.
-

Answers: 1 – ✗, 2 – ✓, 3 – ✗.

3 points (1 point for each correctly marked sentence)

3 Listen and match.

- Ask pupils to look at the picture of a room and the pictures of single items.
- Pupils are going to listen to a recording and match the items to the correct places in the room. Play the recording and pause it after each sentence.

-
- The bat is under the bed.
The scooter is next to the chair.
The boat is on the cupboard.
The socks are in the box.
-

TRACK 20

4 points (1 point for each correctly matched item)

4 Look, read and write.

- Ask pupils to look at the picture showing a boy with his little sister.
- Pupils complete the speech bubble with the words from the box.

Answers: 1 – hair, 2 – wearing, 3 – trainers, 4 – sister, 5 – can, 6 – swim.

6 points (1 point for each correctly completed gap)

5 Look and write.

- Pupils look at the pictures and complete the sentences accordingly.

4 points (1 point for each correctly completed sentence)

LEVEL 2 Tests Teacher's Notes

Unit 1 I'm happy Test

1 Listen and number.

- Ask pupils to look at the pictures illustrating different feelings and emotions.
- Pupils are going to listen to the recording and number the pictures accordingly. Play the recording and pause it after each point.

-
- 1 Mary isn't hungry. She's angry. **TRACK 2**
2 Sue is hungry. She isn't thirsty.
3 Jessica isn't angry. She's scared.
4 Martha isn't hungry. She's thirsty.
-

Answers: a – 2, b – 4, c – 1, d – 3.

4 points (1 point for each correctly numbered picture)

2 Listen and circle.

- Ask pupils to read the sets of words.
- Pupils are going to listen to four short dialogues and circle the correct words. Play the recording and pause it after each dialogue.

-
- 1 **TRACK 3**
Man: Are you sad?
Woman: No, I'm not sad. And I'm not happy. I'm tired.
2
Woman: Are you tired?
Man: No, I'm not tired. And I'm not angry. I'm worried.
3
Man: Are you angry?
Woman: No, I'm not angry. I'm hungry!
Man: Are you thirsty?
Woman: No, I'm not.
4
Woman: Are you happy?
Man: No, I'm not happy.
Woman: Are you sad?
Man: No, I'm not sad. I'm scared!
-

Answers: 1 – b, 2 – a, 3 – b, 4 – b.

4 points (1 point for each correctly circled word)

3 Look, read and match.

- Ask pupils to look at the picture and read the questions and answers.
- Pupils match the answers to the questions.

Answers: 1 – b, 2 – c, 3 – d, 4 – a

4 points (1 point for each correctly matched answer)

4 Look, read and write.

- Ask pupils to look at the pictures.
- Pupils complete the sentences with the words from the box.

Answers: 1 – 'm, 2 – thirsty, 3 – sad, 4 – 's

4 points (1 point for each correctly completed gap)

5 Look and write. Then write about yourself.

- Ask pupils to look at the pictures.
- Pupils complete the speech bubbles accordingly. Then they write similar sentences about themselves.

4 points (0.5 point for each correctly completed sentence)

Unit 2 It's snowing Test

1 Listen and number.

- Ask pupils to look at the maps with weather symbols.
- Pupils are going to listen to the recording and number the pictures accordingly. Play the recording and pause it after each point.

-
- 1 **TRACK 4**
Man: What's the weather like today?
Woman: It's sunny and hot. But it's windy!
2
Woman: What's the weather like today?
Man: It isn't cold. But it's raining. It's cloudy.
3
Man: What's the weather like today?
Woman: It's snowing and it's cold.
4
Woman: What's the weather like today?
Man: It's raining and it's cold. And it's windy!
-

Answers: a – 4, b – 3, c – 1, d – 2.

4 points (1 point for each correctly numbered picture)

2 Listen and circle.

- Ask pupils to read the sentences.
- Pupils are going to listen to a conversation between Jack and his aunt and circle the correct words. Play the recording.

-
- TRACK 5**
Woman: Hi, Jack, this is your aunt Maria from England.
Man: Hi, auntie Maria!
Woman: Jack, what's the weather like in Australia? It's summer now, right?
Man: No, it's spring in Australia.
Woman: Is it sunny?
Man: No, it isn't sunny. It's stormy now.
Woman: Is it snowing?
Man: No, it isn't snowing, but it's raining.
Woman: Have you got your raincoat?
Man: Yes, I have.
-

Answers: 1 – spring, 2 – stormy, 3 – raining, 4 – has got.

4 points (1 point for each correctly circled word)

3 Look, read and match.

- Ask pupils to look at the pictures and read the sentences.
- Pupils match the sentences to the pictures.

Answers: 1 – c, 2 – b, 3 – a, 4 – d.

4 points (1 point for each correctly matched pair)

4 Look, read and write.

- Ask pupils to look at the picture.
- Pupils complete the text with the words from the box.

Answers: 1 – cloudy, 2 – sunny, 3 – wearing, 4 – isn't.

4 points (1 point for each correctly completed gap)

5 Look and write.

- Ask pupils to look at the pictures.
- Pupils complete the texts accordingly.

4 points (0.5 point for each correctly completed gap)

Unit 3 I'm dancing Test

1 Listen and number.

- Ask pupils to look at the pictures.
- Pupils are going to listen to the recording and number the pictures accordingly. Play the recording and pause it after each point.

TRACK 6

- 1 What is it? Is it a bowl? No, it isn't. It's a cup.
- 2 What is it? It isn't a spoon! It's a bowl!
- 3 Is it a bowl? No, it isn't. It's a plate.
- 4 Is it a cup? No, it isn't a cup. It's a spoon!

Answers: a – 4, b – 3, c – 1, d – 2.

4 points (1 point for each correctly numbered picture)

2 Listen and circle.

- Ask pupils to read the sentences.
- Pupils are going to listen to four short dialogues and circle the correct words. Play the recording and pause it after each point.

TRACK 7

- 1
Woman: Are you reading, Jack?
Man: No, I'm not reading. I'm writing.
- 2
Man: Is Sue singing?
Woman: No, she's swimming.
- 3
Woman: Is Steve jumping or juggling?
Man: He's juggling.
- 4
Man: Are you drawing, Mary?
Woman: No, I'm not drawing. I'm dancing!

Answers: 1 – writing, 2 – swimming, 3 – juggling, 4 – dancing.

4 points (1 point for each correctly circled word)

3 Look, read and number.

- Ask pupils to look at the pictures and read the sentences.
- Pupils write the correct numbers next to the girls in the picture.

4 points (1 point for each correctly numbered girl)

4 Look and write.

- Ask pupils to look at the pictures.
- Pupils complete the sentences with the words from the box.

Answers: 1 – running, 2 – swimming, 3 – jumping, 4 – dancing.

4 points (1 point for each correctly completed gap)

5 Look and write. Then write about yourself.

- Ask pupils to look at the pictures.
- Pupils write what the characters are doing. Then they write similar sentences about themselves.

4 points (0.5 point for each correctly completed gap)

Unit 4 There's a park Test

1 Listen and tick (✓) or cross (✗).

- Ask pupils to look at the pictures showing places in town.
- Pupils are going to listen to the recording and tick (✓) the pictures which are correct illustrations for the sentences and put a cross (✗) next to the pictures which are wrong illustrations. Play the recording and pause it after each point.

TRACK 8

- 1 The library is next to the shop.
- 2 It's a hospital.
- 3 The park is behind the museum.
- 4 It's a garage.

Answers: 1 – ✓, 2 – ✗, 3 – ✗, 4 – ✗.

4 points (1 point for each correctly marked picture)

2 Listen and circle.

- Ask pupils to read the sentences.
- Pupils are going to listen to the recording and circle the correct words or phrases. Play the recording.

TRACK 9

In my town there's a park. There are three shops and four cafés. There isn't a museum but there's a cinema. There's a hotel. It's next to the hospital. The hospital is behind the park.

Answers: 1 – There's, 2 – cafés, 3 – cinema, 4 – next to.

4 points (1 point for each correctly circled word/phrase)

3 Look, read and write.

- Ask pupils to look at the picture of the town.
- Pupils label the places with the words from the box.

Answers: 1 – hospital, 2 – café, 3 – school, 4 – shop.

4 points (1 point for each correctly labelled place)

4 Look, read and write.

- Ask pupils to look at the picture of the town.
- Pupils complete the description with the words/phrases from the box.

Answers: 1 – in front of, 2 – café, 3 – library, 4 – behind.

4 points (1 point for each correctly completed gap)

5 Look and write. Then write about your town/village.

- Ask pupils to look at the picture of the town.
- Pupils complete the description accordingly. Then they write similar sentences about their own towns or villages.

4 points (0.5 point for each correctly completed gap)

Unit 5 My day Test

1 Listen and number.

- Ask pupils to look at the pictures of the clocks.
- Pupils are going to listen to the recording and number the pictures accordingly. Play the recording and pause it after each point.

TRACK 10

- 1 It's half past eleven.
- 2 It's half past ten.
- 3 It's six o'clock.
- 4 It's seven o'clock.

Answers: a – 3, b – 1, c – 4, d – 2.

4 points (1 point for each correctly numbered picture)

2 Listen and tick (✓).

- Ask pupils to look at the table.
- Pupils are going to listen to a dialogue and tick (✓) the correct times for each activity in the table. Play the recording.

TRACK 11

- Girl:** I have breakfast at half past seven and then I have a shower.
Man: You have a shower at half past seven ...
Girl: No! I have a shower at eight.
Man: Then you go to school ...
Girl: No, then I play. I play at half past eight. And I go to school at twelve o'clock.
Man: At twelve o'clock?
Girl: Yes!

Answers: have a shower – 08:00, have breakfast – 07:30, play – 08:30, go to school – 12:00.

4 points (1 point for each correctly marked activity)

3 Look, read and match.

- Ask pupils to look at the pictures and read the speech bubbles.
- Pupils match the pictures to the speech bubbles by writing the correct numbers in the boxes.

Answers: a – 3, b – 4, c – 1, d – 2.

4 points (1 point for each correctly numbered picture)

4 Read and write.

- Ask pupils to look at the Sunny Camp Day Plan.
- Pupils complete the gaps with the words from the box.

Answers: 1 – get, 2 – play, 3 – have, 4 – go.

4 points (1 point for each correctly completed gap)

5 Look and write. Then write about yourself.

- Ask pupils to look at the pictures.
- Pupils complete the speech bubbles accordingly. Then they write similar sentences about themselves.

4 points (1 point for each correctly completed sentence)

Unit 6 My hobbies Test**1 Listen and circle.**

- Ask pupils to look at the sets of pictures showing different hobby accessories.
- Pupils are going to listen to the recording and circle the correct picture in each box. Play the recording and pause it after each point.

- 1 I have English lessons.
- 2 I do karate.
- 3 I go hiking.
- 4 I go cycling.

TRACK 12

Answers: 1 – a (English book), 2 – b (karate), 3 – a (hiking boots), 4 – c (bike).

4 points (1 point for each correctly circled picture)

2 Listen and match.

- Ask pupils to read the sentences halves.
- Pupils are going to listen to a girl talking about her activities and match the sentence halves. Play the recording.

TRACK 13

My week? OK ... I have an art lesson on Tuesday ...
 I do ballet and I do karate. I do karate on Wednesday ...
 No, sorry, I do karate on Thursday. I do ballet on Wednesday.
 And at the weekend I go fishing with my dad. Yes, I go fishing on Sunday.

Answers: 1 – c, 2 – d, 3 – b, 4 – a.

4 points (1 point for each correctly matched sentence)

3 Look, read and tick (✓) or cross (✗).

- Ask pupils to look at the pictures and read the sentences.
- Pupils tick (✓) the sentences which are true and put a cross (✗) next to the sentences which are false.

Answers: 1 – ✗, 2 – ✓, 3 – ✓, 4 – ✗.

4 points (1 point for each correctly marked sentence)

4 Read and write.

- Pupils complete the text on the postcard with the words from the box.

Answers: 1 – go, 2 – have, 3 – do, 4 – weekend.

4 points (1 point for each correctly completed gap)

5 Look and write. Then write about yourself.

- Ask pupils to look at the timetable.
- Pupils complete the sentences accordingly. Then they complete the timetable and write similar sentences for themselves.

4 points (1 point for each correctly completed sentence)

Unit 7 Lions eat meat Test**1 Listen and tick (✓) or cross (✗).**

- Ask pupils to look at the picture of the hedgehog and some animal food.
- Pupils are going to listen to the recording and tick (✓) the things which hedgehogs eat and put a cross (✗) next to the things which hedgehogs don't eat. Play the recording.

TRACK 14

What do hedgehogs eat?

Hedgehogs don't eat grass. They eat bugs. They don't eat leaves. They eat fruit.

Answers: 1 – ✗, 2 – ✓, 3 – ✗, 4 – ✓.

4 points (1 point for each correctly marked item)

2 Listen and circle.

- Ask pupils to read the sentences.
- Pupils are going to listen to a dialogue about a crocodile's diet and circle the correct phrases. Play the recording.

TRACK 15

Woman: Do crocodiles eat meat?

Man: Yes, crocodiles eat animals. They eat frogs.

Woman: Do they eat bugs?

Man: No, crocodiles don't eat bugs.

Woman: Do they eat seeds?

Man: No, they don't eat seeds! But they eat fruit.

Woman: Fruit?

Man: Yes, crocodiles eat fruit!

Answers: 1 – eat, 2 – don't eat, 3 – don't eat, 4 – eat.

4 points (1 point for each correctly circled phrase)

3 Read and match.

- Ask pupils to read the information about the animals' diets.
- Pupils match the beginnings of the sentences with the pictures.

Answers: 1 – b, 2 – d, 3 – c, 4 – a.

4 points (1 point for each correctly matched pair)

4 Look and write eat or don't eat.

- Ask pupils to look at the completed questionnaire about the hamsters' diet.
- Pupils complete the speech bubble with *eat* or *don't eat*.

Answers: 1 – eat, 2 – don't eat, 3 – don't eat, 4 – eat.

4 points (1 point for each correctly completed gap)

5 Look and write. Then circle and write.

- Ask pupils to look at the pictures of the guinea pig and some animal food.
- Pupils complete the sentences accordingly. Then they choose (circle) one of the animals in the other box and complete the sentences accordingly.

4 points (0.5 a point for each correctly completed gap)

Unit 8 I like surfing Test

1 Listen and circle.

- Ask pupils to look at the sets of pictures showing sports and sports accessories.
- Pupils are going to listen to the recording and circle a picture in each box accordingly. Play the recording and pause it after each point.

-
- | | |
|-------------------------------|-----------------|
| 1 Tony likes surfing. | TRACK 16 |
| 2 Kate likes riding. | |
| 3 Fiona's wearing a swimsuit. | |
| 4 Peter's got a surfboard. | |
-

Answers: 1 – b (surfing), 2 – c (riding), 3 – b (swimsuit), 4 – c (surfboard).

4 points (1 point for each correctly circled picture)

2 Listen and circle.

- Ask pupils to read the sentences.
- Pupils are going to listen to a dialogue and circle the correct words. Play the recording.

TRACK 17

- Man:** Do you like surfing, Agnes?
Woman: No! I don't like surfing. But I like swimming. Look, this is my swimsuit.
Man: Do you like riding?
Woman: No, I don't like riding. I don't like horses. But I like roller skating. Do you like basketball, Michael?
Man: Yes, I like basketball. But I don't like baseball.
Woman: Do you like tennis?
Man: No, I don't like tennis. I like football. It's fun!
-

Answers: 1 – swimming, 2 – riding, 3 – basketball, 4 – tennis.

4 points (1 point for each correctly circled word)

3 Read and tick (✓) or cross (✗).

- Ask pupils to read the interview with a pop star.
- Pupils tick (✓) the pictures which illustrate the activities the pop star likes doing and puts a cross (✗) next to the pictures which illustrate the activities she doesn't like doing.

Answers: 1 – ✓, 2 – ✓, 3 – ✗, 4 – ✓.

4 points (1 point for each correctly marked picture)

4 Look, read and write.

- Ask pupils to look at the pictures.
- Pupils complete the sentences with the correct words and phrases from the box.

Answers: 1 – like, 2 – doesn't like, 3 – likes, 4 – don't like.

4 points (1 point for each correctly completed gap)

5 Look and write. Then write about yourself.

- Ask pupils to look at the information about what sports the girl likes and doesn't like doing.
- Pupils complete the sentences accordingly. Then they complete the sentences about themselves.

4 points (0.5 point for each correctly completed gap)

End of Year Test

1 Listen and circle.

- Ask pupils to look at the sets of pictures.
- Pupils are going to listen to a recording and circle a picture in each box accordingly. Play the recording and pause it after each point.

-
- | | |
|--------------------|-----------------|
| 1 It's a spoon. | TRACK 18 |
| 2 It's cloudy. | |
| 3 He's hungry. | |
| 4 I'm dancing. | |
| 5 Birds eat seeds. | |
-

Answers: 1 – spoon, 2 – cloudy, 3 – hungry, 4 – dancing, 5 – seeds.

5 points (1 point for each correctly circled picture)

2 Listen and circle.

- Ask pupils to read the sentences.
- Pupils are going to listen to a dialogue and circle the correct words. Play the recording.

TRACK 19

- Man:** Do you like roller skating, Emma?
Girl: No, I don't like roller skating. I like swimming. And I like hiking. I go hiking at the weekend. I go hiking on Saturday.
Man: Do you like reading?
Girl: Yes, I like reading. There is a big library in our town. It's behind the school, next to a shop.
Man: Do you like English?
Girl: Yes, I like English! I have English lessons on Monday and Wednesday, at half past five.
-

Answers: 1 – swimming, 2 – Saturday, 3 – likes, 4 – behind, 5 – 5:30.

5 points (1 point for each correctly circled word)

3 Read and tick (✓) or cross (✗).

- Ask pupils to read the text.
- Pupils tick (✓) the sentences which are true and put a cross (✗) next to the sentences which are false.

Answers: 1 – ✗, 2 – ✗, 3 – ✓, 4 – ✓, 5 – ✗.

5 points (1 point for each correctly marked sentence)

4 Look, read and write.

- Ask pupils to look at the picture.
- Pupils complete the speech bubble with the words from the box.

Answers: 1 – like, 2 – have, 3 – doesn't like, 4 – likes, 5 – does.

5 points (1 point for each correctly completed gap)

5 Look and write. Then write about yourself.

- Ask pupils to look at the pictures.
- Pupils complete the speech bubbles accordingly. Then they complete the sentences about themselves.

6 points (0.5 point for each correctly completed gap)



Tests

STARTER A

STARTER B

LEVEL 1

LEVEL 2

Name Class

TOTAL: / 10

0-3



4-7




8-10



1 Listen and colour.

TRACK 2

..... / 4

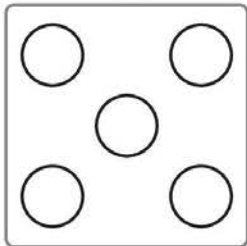


2 Listen and colour.

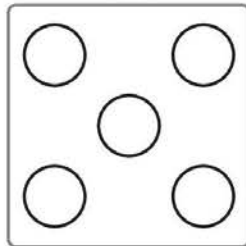
TRACK 3

..... / 4

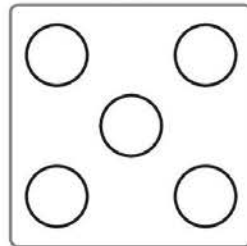
1



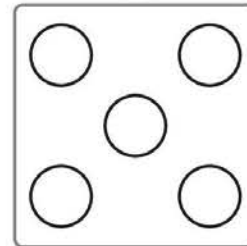
2



3



4




3 Listen and circle.

TRACK 4

..... / 2

1



2




My family

Test

Name Class

TOTAL: / 10



1 Listen and tick (✓) or cross (X).

TRACK 5

..... / 7

1



2



3



4




5



6



7



2 Listen and circle.


TRACK 6

..... / 3



1



2



3



Name Class

TOTAL: / 10

0-3



4-7



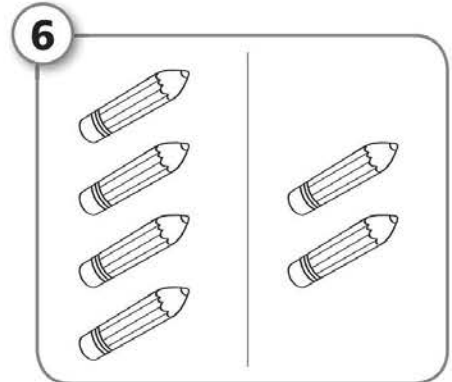

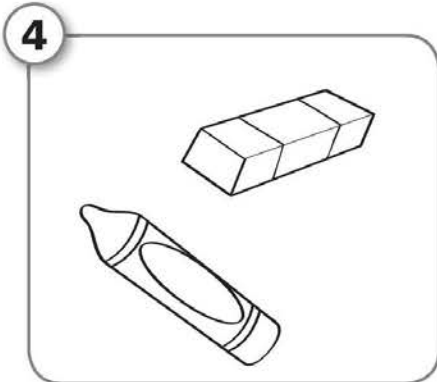
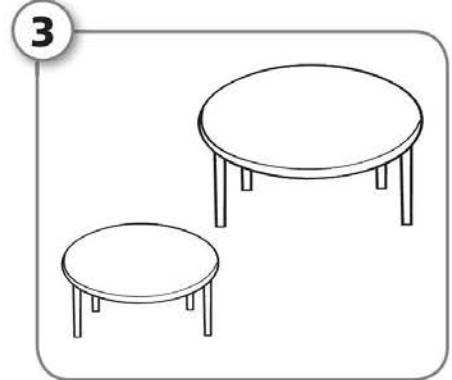
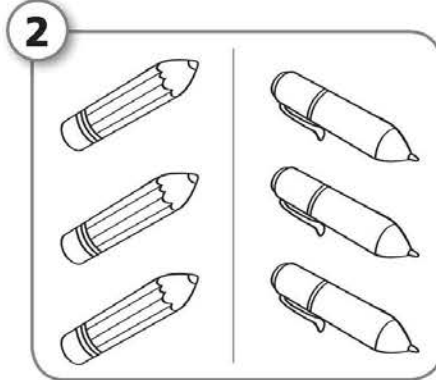

8-10



1 Listen and circle.

TRACK 7


..... / 6



2 Listen and colour.


TRACK 8

..... / 4



Name Class

TOTAL: / 10




1 Listen and tick (✓).


TRACK 9

..... / 6


1




2




3




4



5



6




2 Listen and colour.

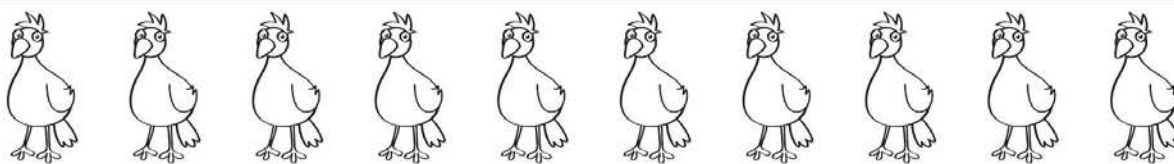
TRACK 10

..... / 4


1




2



3



4



Name Class

TOTAL: / 10

0-3



4-7









8-10



1 Listen and circle.

TRACK 11


..... / 6



2 Listen and colour.


TRACK 12

..... / 4



Name Class

TOTAL: / 10



1 Listen and tick (✓) or cross (X).

TRACK 13

..... / 6

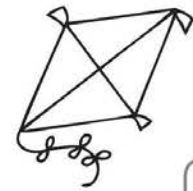
1



2



3




4



5



6




2 Listen, draw and colour.

TRACK 14

..... / 4

1



2



Name Class

TOTAL: / 10

0-3



4-7


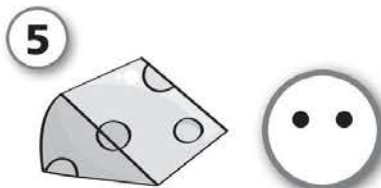
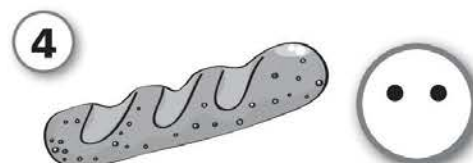


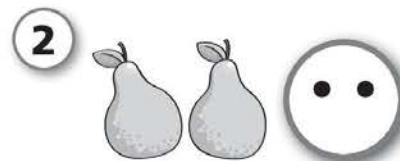



8-10

**1 Listen and draw**  or .

TRACK 15

..... / 6

**2 Listen and draw.**



TRACK 16

..... / 4



Name Class

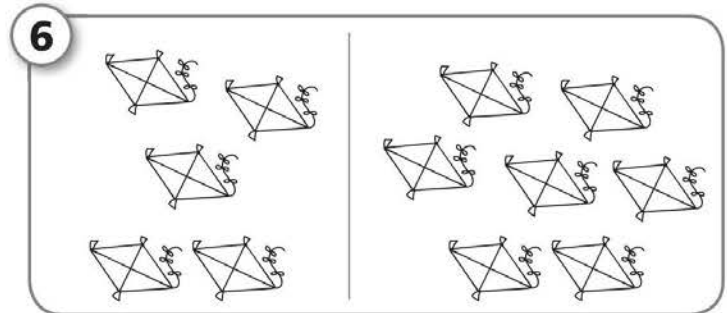



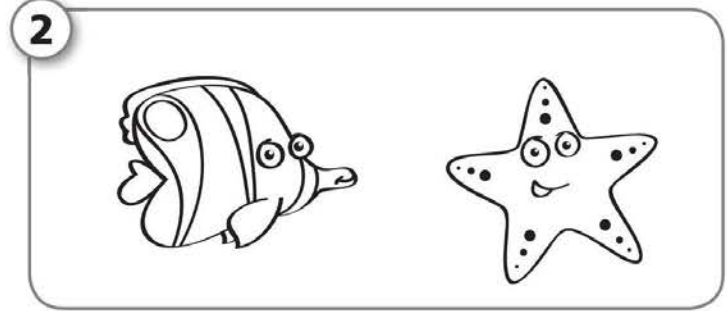

TOTAL: / 10



1 Listen and circle.

TRACK 17

..... / 6



2 Listen and colour.

TRACK 18

..... / 4



Name Class

TOTAL: / 12

0-4



5-8







9-12



1 Listen and circle.

TRACK 19




..... / 4



2 Listen and tick (✓) or cross (X).

TRACK 20





..... / 4



3 Listen, draw and colour.

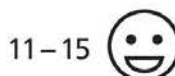
TRACK 21

..... / 4



Name Class

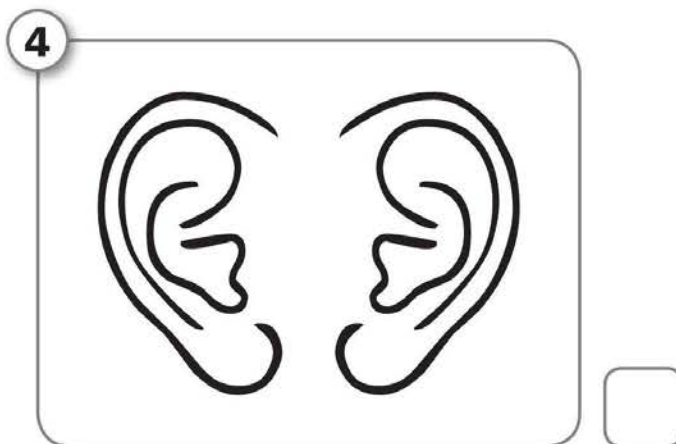
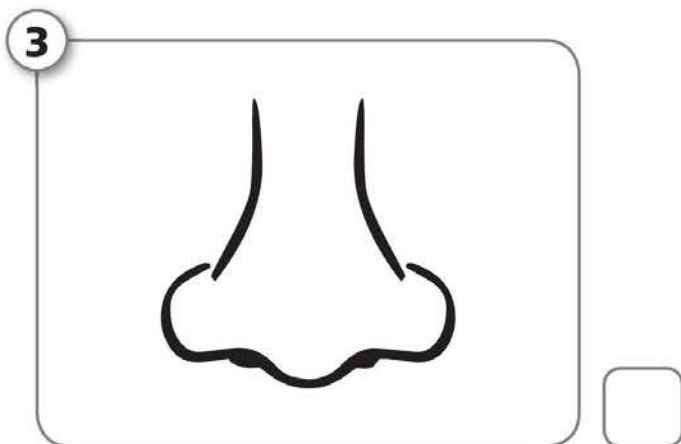


TOTAL: / 15



1 Listen and tick (✓) or cross (X).

TRACK 2

..... / 4



2 Listen and colour.


TRACK 3

..... / 5



3 Listen and colour. TRACK 4


..... / 4




4 Listen and draw. TRACK 5

..... / 2

1



2



Name Class

TOTAL: / 15

0-5



6-10



11-15


**1 Listen and tick (✓) or cross (X).**TRACK
6

..... / 6


1




2




3



4



5





6



**2 Listen and circle.**TRACK
7

..... / 3



1



2



3



3

Listen and tick (✓).


TRACK 8

..... / 4

1




2



3



4



4

Listen, draw and colour.

TRACK 9

..... / 2

1

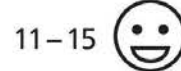
2

My toys

Test

Name Class


TOTAL: / 15



1 Listen and tick (✓) or cross (X).

TRACK 10

..... / 6



2 Listen and colour.

TRACK 11

..... / 4

1

○	○
○	○
○	○
○	○
○	○

2

○	○
○	○
○	○
○	○
○	○

3

○	○
○	○
○	○
○	○
○	○

4

○	○
○	○
○	○
○	○
○	○

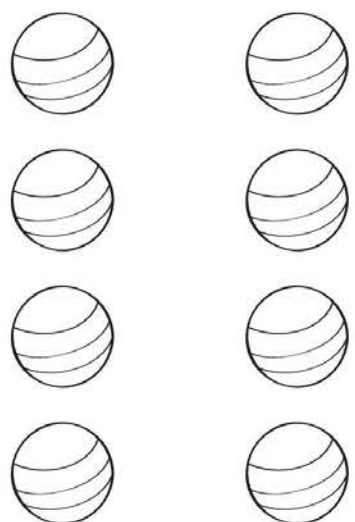
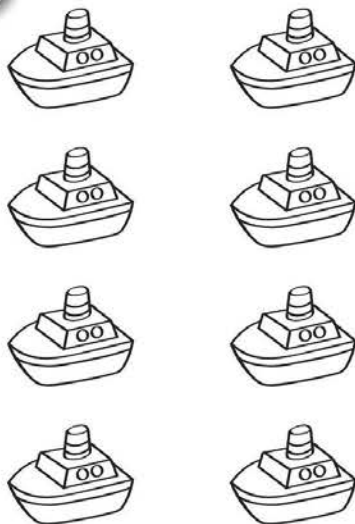
3

Listen and circle.



TRACK 12

..... / 3



1



2



3




4

Listen and draw.


TRACK 13

..... / 2

1



2



Name Class

TOTAL: / 15

0-5



6-10



11-15



1 Listen and circle.


TRACK 14

..... / 6

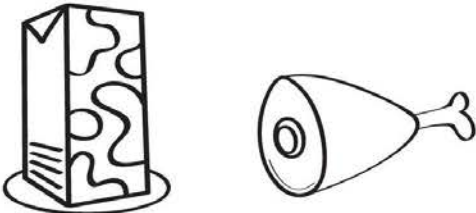
1



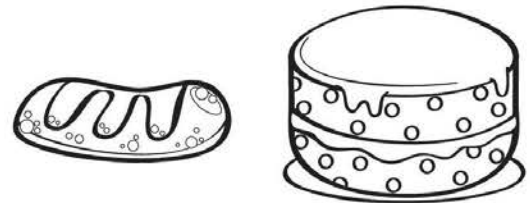
2



3



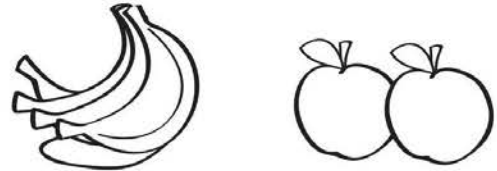
4



5



6



2 Listen and draw.

TRACK 15

..... / 3



3

Listen and circle 4 things Martha likes.

TRACK
16

..... / 4



4

Listen and draw.

TRACK
17

..... / 2

1

2

Name

Class

TOTAL: / 15

0-5








6-10







11-15

**1 Listen and tick (✓) or cross (X).**TRACK
18

..... / 5

**2 Listen and circle.**TRACK
19


..... / 4



3 Trace, read and match.


..... / 4

fingers toes body head



4 Read and draw.

..... / 2



I've got 4 short legs.
I've got 2 long arms.

Name Class

TOTAL: / 15

0-5



6-10



11-15



1 Listen and circle.

TRACK 20

..... / 5

1



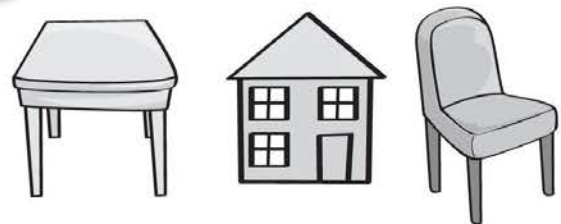
2



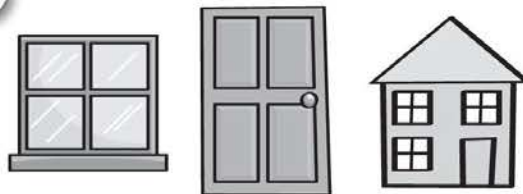
3



4



5



2 Listen and tick (✓) or cross (X).

TRACK 21

..... / 3


1



2



3



3 Trace, read and match.


..... / 5

bedroom

bathroom

kitchen


garden




living room

4 Read and draw.

..... / 2



a small chair



a big house

My clothes

Test

Name Class

TOTAL: / 15

0-5 ☹️


6-10 😊

11-15 😄

1 Listen and number.

TRACK 22





..... / 4



2 Listen and circle.

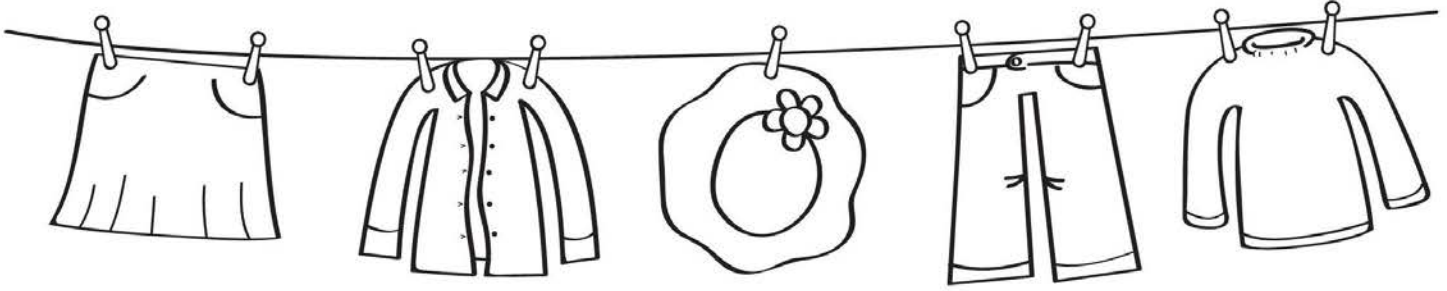
TRACK 23

..... / 4



3 Trace, read and tick (✓).

..... / 5



1 boots

2 trousers

3 coat

4 shirt

5 sweater

6 dress

7 skirt

8 hat

4 Read and colour.

..... / 2

I'm wearing blue trousers
and a green coat.

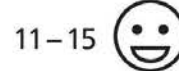


My party

Test

Name Class







TOTAL: / 15



1 Listen and number.

TRACK 24





..... / 4



2 Listen and circle.

TRACK 25


..... / 4



3 Choose and write.

..... / 5

hamster rabbit cat fish parrot



1 _____

2 _____

3 _____

4 _____

5 _____

4 Read and draw.

..... / 2

I've got a tortoise and a mouse.



Name Class

TOTAL: / 20

1-6



7-13



14-20

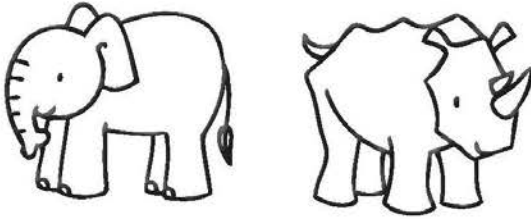


1 Listen and circle.

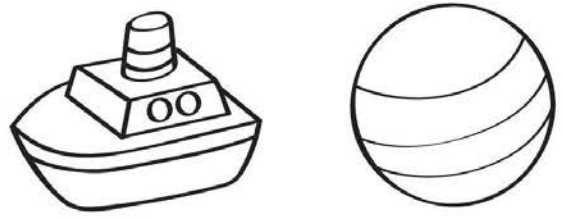
TRACK 26

..... / 5

1




2




3



4



5



2 Listen and tick (✓) or cross (X).

TRACK 27

..... / 5

1



2



3



4



5



3 Choose and write.

..... / 6

garden window rabbit T-shirt trousers dog



- 1 _____
- 2 _____
- 3 _____
- 4 _____
- 5 _____
- 6 _____

4 Read and draw.

..... / 4

I've got a cat.

1 _____

2 _____

I like pears.

I'm wearing a blue hat.

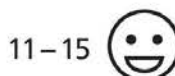
3 _____

4 _____

I've got big hands.

Name Class

TOTAL: / 15

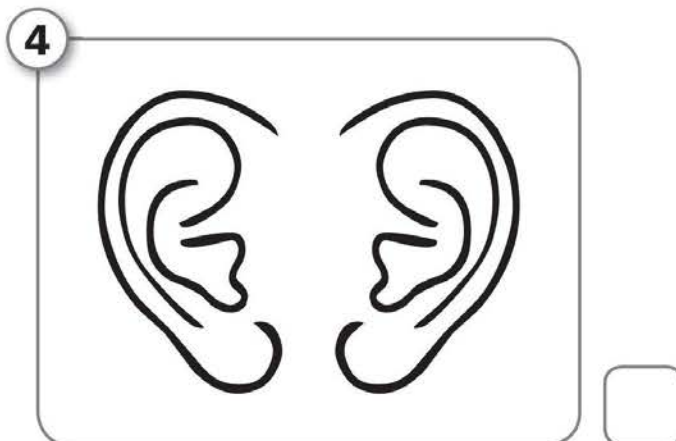
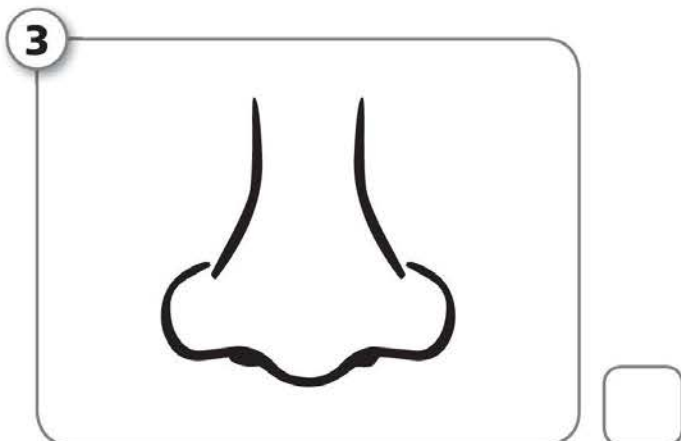




EXTRA

1 Listen and tick (✓) or cross (X).

TRACK 2

..... / 4



2 Listen, read and colour.

TRACK 3

..... / 5



blue



brown



purple



pink




orange

3 Listen, read and colour.

TRACK 4

..... / 4

My pink face.
My purple ears.
My brown nose.
My blue eyes.




4 Listen, read and draw.

TRACK 5


..... / 2

1



I'm sad.

2



I'm happy.

Name

Class

TOTAL: / 15

0-5



6-10



11-15







EXTRA

1 Listen and tick (✓) or cross (X).

TRACK
6


..... / 6




2 Listen, read and circle.

TRACK
7


..... / 3



It's white.



It's grey.




It's black.

3 Listen, read and tick (✓).

TRACK
8


..... / 4

1




two black birds

2




one white bird

3



five grey birds

4




four white birds

4 Listen, read, draw and colour.

TRACK
9


..... / 2

1



It's a grey hippo.

2



It's a red bird.

Name

Class

TOTAL: / 15

0-5



6-10



11-15







EXTRA

1 Listen and tick (✓) or cross (X).

TRACK 10

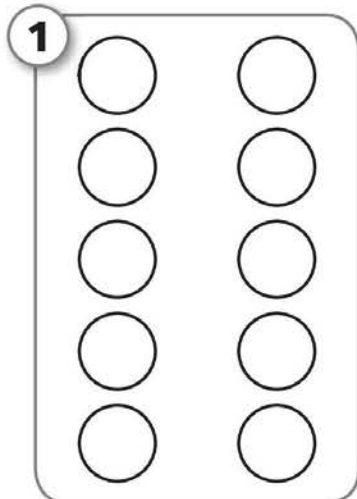
..... / 6



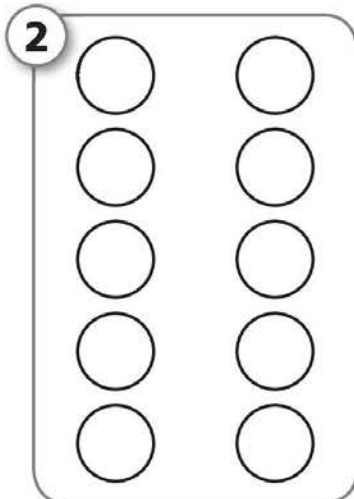
2 Listen, read and colour.

TRACK 11

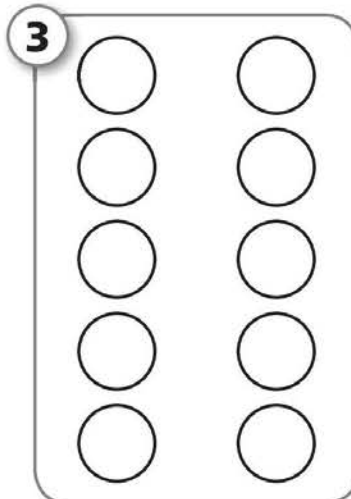
..... / 4



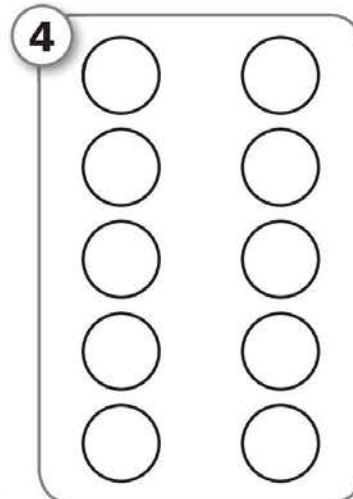
nine



six



eight



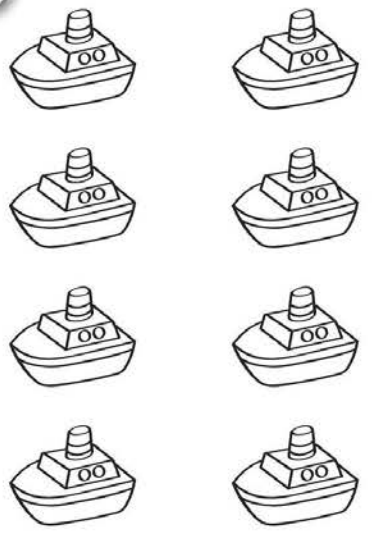
ten

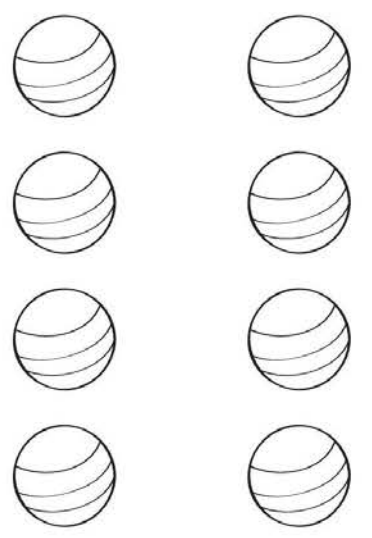
3 Listen, read and circle.

TRACK 12

..... / 3


1






eight boats


2






seven teddy bears

3





six cars

4 Listen, read and draw.

TRACK 13

..... / 2

1



nine yo-yos

2



seven balls

Name

Class

TOTAL: / 15

0-5



6-10



11-15



EXTRA

1 Listen and circle.

TRACK
14

..... / 6

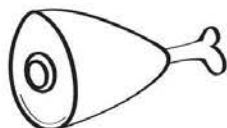
1



2



3



4



5



6



2 Listen, read and draw.

TRACK
15

..... / 3



1 I like bread.

2 I like cheese.

3 I like milk.

3

Listen and circle 4 things Martha likes.

TRACK
16

..... / 4



4

Listen, read and draw.

TRACK
17

..... / 2

1



three yellow pears

2



six red apples

Name

Class

TOTAL: / 15

0-5 ☹️






6-10 😊

11-15 😄


EXTRA

1 Listen and tick (✓) or cross (X).TRACK
18


..... / 5

**2 Listen, read and circle.**TRACK
19


..... / 4




I've got small hands.



I've got long legs.



I've got a big tummy.



I've got short arms.

3 Trace, read and match.


..... / 4

fingers

toes


body

head



4 Read and draw.

..... / 2



I've got 4 short legs.
I've got 2 long arms.

Name Class

TOTAL: / 15

0-5



6-10



11-15



EXTRA

1 Listen and circle.

TRACK
20

..... / 5

1



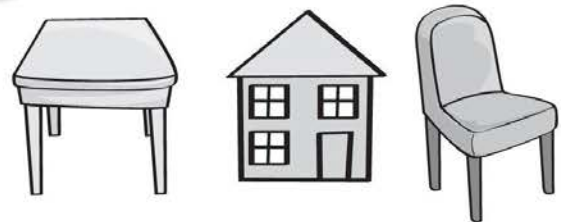
2



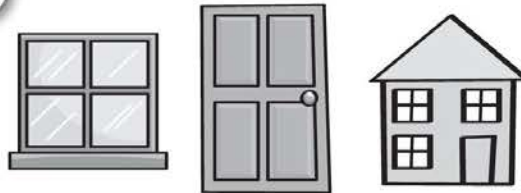
3



4



5



2 Listen, read and tick (✓) or cross (X).

TRACK
21

..... / 3

1




It's in the kitchen.

2



It's in the bedroom.

3




It's in the garden.

3 Trace, circle and match.

..... / 5


bedroom living room




bathroom kitchen garden

4 Read and draw.

..... / 2



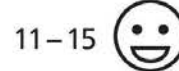
It's a small chair.



It's a big house.

Name Class

TOTAL: / 15




EXTRA

1 Listen and number.

TRACK 22


..... / 4




2 Listen, read and circle.

TRACK 23


..... / 4




I'm wearing trousers.



I'm wearing boots.



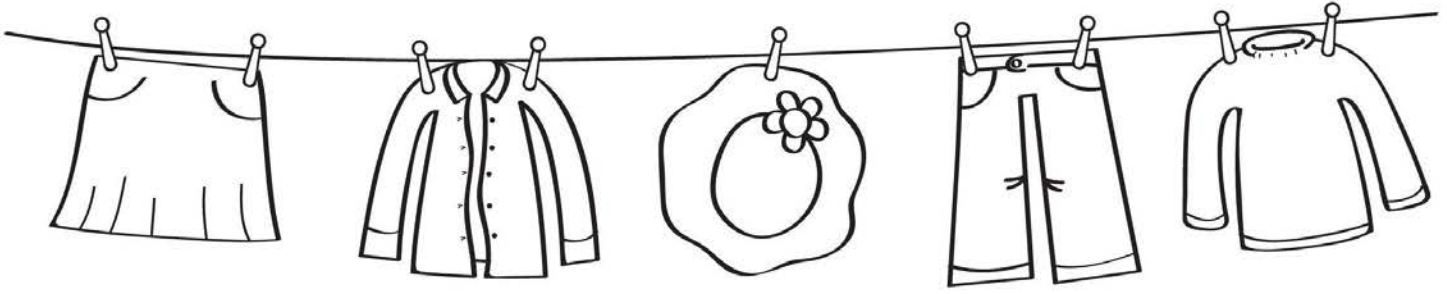
I'm wearing a coat.



I'm wearing a hat.

3 Trace, read and tick (✓).

..... / 5



1 boots

2 trousers

3 coat

4 shirt

5 sweater

6 dress

7 skirt

8 hat

4 Read and colour.

..... / 2

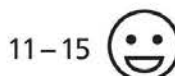
I'm wearing blue trousers
and a green coat.



Name

Class





TOTAL: / 15



EXTRA


1 Listen and number.TRACK
24

..... / 4

**2 Listen, read and circle.**TRACK
25


..... / 4

1




I've got a hamster.

2




I've got a duck.

3



I've got a tortoise.

4




I've got a fish.

3 Choose and write.

..... / 5

hamster rabbit cat fish parrot



1 _____

2 _____

3 _____

4 _____

5 _____

4 Read and draw.

..... / 2

I've got a tortoise
and a mouse.



Test

END
OF
YEAR

ADVENTURE

Name Class

TOTAL: / 20

1-6



7-13



14-20



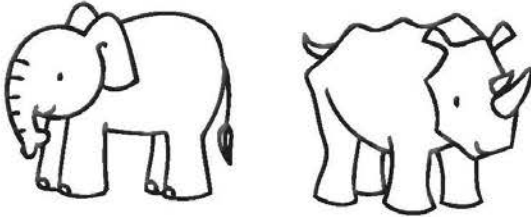
EXTRA

1 Listen and circle.

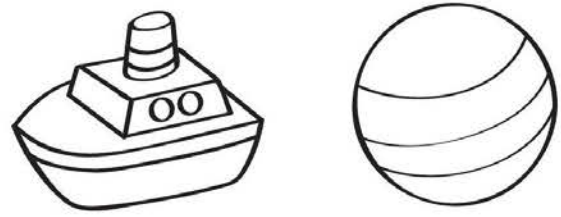
TRACK
26

..... / 5

1




2




3



4



5



2 Listen, read and tick (✓) or cross (X).

TRACK
27

..... / 5

1



I'm sad.

2




It's in the
bathroom.

3



I don't like
pizza.

4



I'm wearing
a sweater.

5




I've got long
legs.

3 Choose and write.

..... / 6

garden window milk rabbit T-shirt kite



- 1 _____
- 2 _____
- 3 _____
- 4 _____
- 5 _____
- 6 _____

4 Read and draw.

..... / 4

I've got a cat.

1

2

I like pears.

I'm wearing a blue hat.

3

4

I've got big hands.

My favourite things

Test

Name Class

TOTAL: / 15

0-7



8-11



12-15



1 Listen and circle.

TRACK 2

..... / 4

1



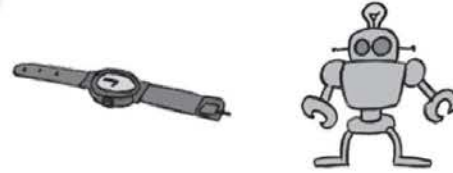
2



3



4



2 Listen and tick (✓) or cross (X).

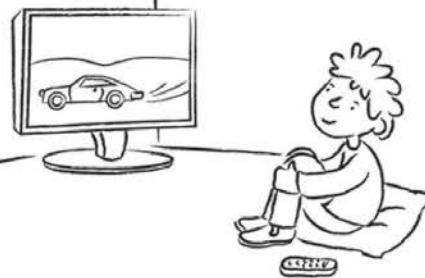
TRACK 3

..... / 4

1



2



3



4



3 Look, read and write.

..... / 5

big isn't is scooter spaceship




Katie

My favourite thing

1 _____ big.

It isn't small. It isn't a bike.

It's a 2 _____.



David

My favourite thing isn't

3 _____ . It's small.

It 4 _____ a watch.

It's a 5 _____.

4 What's your favourite thing? Draw and write.

..... / 2

My favourite thing

My favourite thing

is _____.

It isn't _____.

It isn't a _____.

It's a _____.

My family

Test

UNIT

2

Name Class

TOTAL: / 15

0-7



8-11







12-15



1 Listen and tick (✓).

TRACK 4

..... / 4



2 Listen and circle.

Then write *I've got* or *I haven't got*.

TRACK 5

..... / 4



1 _____
a brother.

2 _____ a sister.

3 _____ a dog.

4 _____ a cat.



3 Look, read and write.

..... / 5

I'm Susan. I'm eight.
I haven't got a brother or sister.

aunt grandma granddad
uncle cousin



This is my ¹ _____, Tom.

This is my
dad, Jack.

This is my

² _____,

Mary.

This is my
mum, Kate.

This is my

³ _____,

William.

This is my

⁴ _____,

Julia.

Jessica is my ⁵ _____.

4 Draw your family and write.

..... / 2

I've got _____ but

I haven't got _____.

I've got _____.

I haven't got _____.

My body and face

Test

UNIT

3

Name Class

TOTAL: / 15

0-7



8-11





12-15



1 Listen and circle.

TRACK 6

..... / 4



2 Listen and tick (✓) or cross (X).

TRACK 7

..... / 4

- 1 She's got blond hair.
- 2 She's got long hair.
- 3 She's got blue eyes.
- 4 She's got glasses.

3 Look, read and write.

..... / 5

1



she's short long
got hasn't

Has she got short hair?

No, she's got ¹ _____
hair, big eyes and a small nose.

Has she got small ears?

No, ² _____ got
big ears and big feet.

2



Is he strong?


Yes, he's ³ _____
strong arms.

Has he got long legs?

No, he ⁴ _____ .
He's got ⁵ _____
legs and small feet.

4 Draw your friend and write.

..... / 2



_____ 's got _____ hair.
_____ 's got _____ eyes.
_____ glasses.
_____ hasn't got _____.

My room

Test

Name Class

TOTAL: / 15

0-7



8-11



12-15





1 Listen and tick (✓).

TRACK 8


..... / 4

1






2





3





4






2 Where's the cat? Listen and tick (✓) or cross (X).


TRACK 9

..... / 4

1




2



3




4



3 Look, read and write.

..... / 5

next bedroom armchairs floor table




I've got a big ¹ _____. I've got a big table, a big bed, two
² _____ and a cupboard. The cupboard is ³ _____
to the bed. I've got a carpet on the ⁴ _____. The computer is
on the ⁵ _____. I like computer games!

4 Look and write.

..... / 2

The box is _____ the bed. The lamp is next to the
_____. The mirror is on the _____.

The teddy bear is _____
the cupboard.



I can jump

Test

UNIT

5

Name Class

TOTAL: / 15

0-7



8-11



12-15




1 Listen and circle.


TRACK 10

..... / 4


1




2



3



4



2 Listen and circle.

TRACK 11


..... / 4

- 1 Jenny can / can't swim.
- 2 Jenny can / can't ride a bike.
- 3 David can / can't climb.
- 4 David can / can't run.

3 Look, read and write.


..... / 5

dance fly ride a bike ride a horse sing



4 Circle and write.

..... / 2




He likes cheese Test

Name Class

TOTAL: / 15 0-7 😐 8-11 😊 12-15 😄

1 Listen and number. TRACK 12


..... / 4



2 Listen and match. TRACK 13

..... / 4

- 1 She likes
- 2 She doesn't like
- 3 He likes
- 4 He doesn't like



3 Look, read and write.

..... / 5

like likes don't like doesn't like doesn't like

I ¹ _____
tomatoes. This is my brother.
He ² _____ tomatoes.

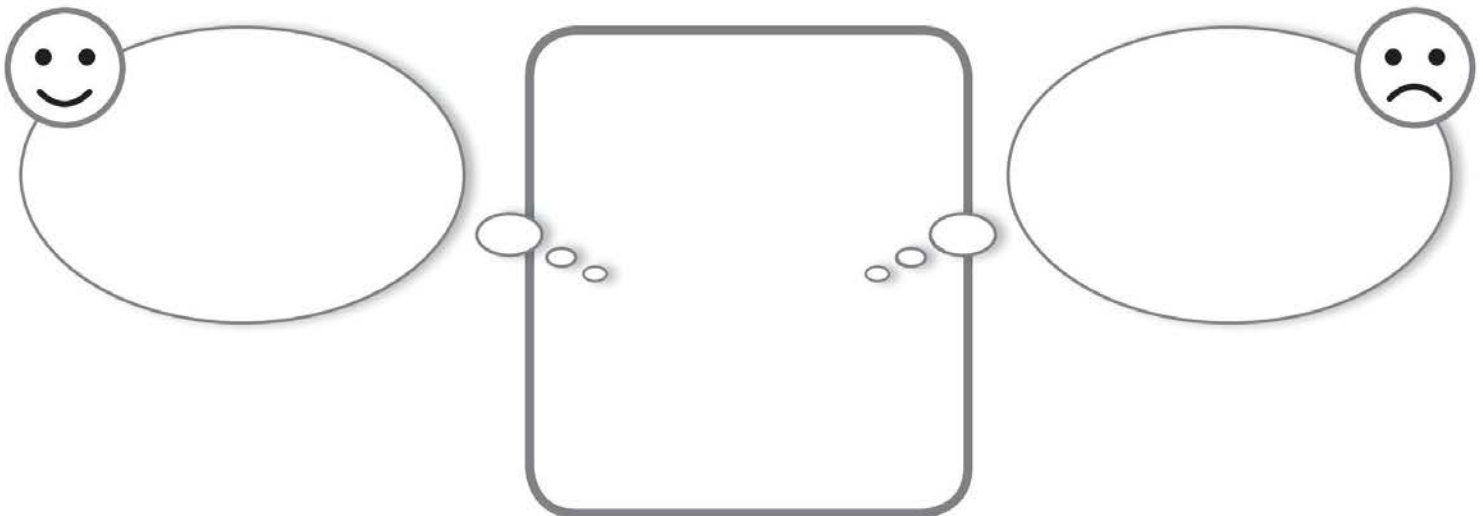


I ³ _____ grapes.
This is my sister. She ⁴ _____
grapes. This is my brother.
He ⁵ _____ grapes.



4 Draw and write.

..... / 2



This is _____ .

She / He _____ .

She / He _____ .

Name Class

TOTAL: / 15

0-7



8-11



12-15



1 Listen and tick (✓) or cross (X).


TRACK 14

..... / 4


1



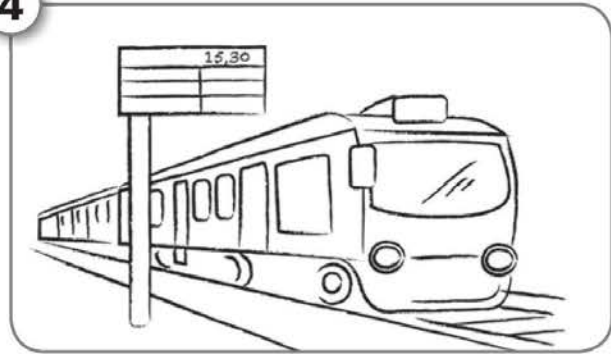
2



3



4




2 Listen and number.


TRACK 15

..... / 4


a



b



c




d



3 Look, read and write.

..... / 5

are boats mountains 's town



My dream holiday place

This is my dream holiday place.

There ¹ _____ a big lake.

There are four ² _____ on the lake. There's a forest. There

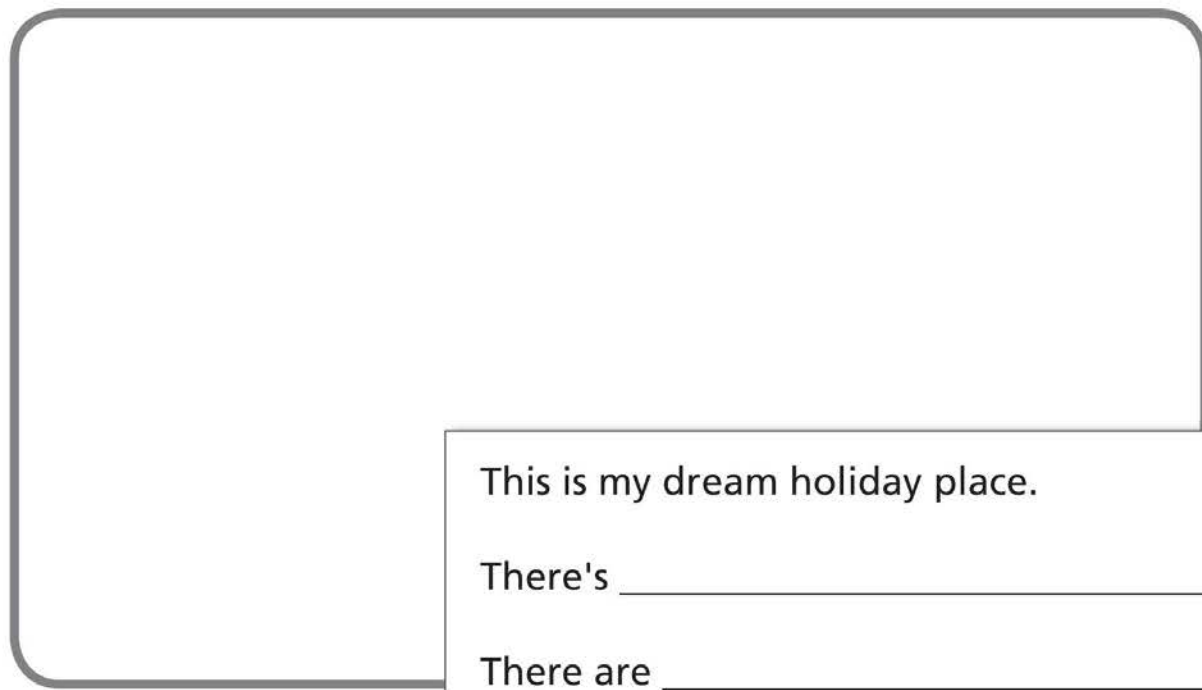
³ _____ two rivers. There

are three ⁴ _____ and

there's a small ⁵ _____ .

4 Draw and write.

..... / 2



This is my dream holiday place.

There's _____ .

There are _____ .

What's he wearing?

Test

Name Class

TOTAL: / 20

0-7



8-11



12-15



1 Listen and circle.


TRACK 16

..... / 4

1



2



3



4



2 Listen and number.

TRACK 17

..... / 4

a



b



c



d



3 Look, read and write.

..... / 5

's raincoat T-shirt wellies wearing



I'm Sandra, this is my brother Jim, and this is Rex, my dog. We're in the forest.


I'm ¹ _____ jeans, a raincoat and ² _____ .

Rex is wearing a ³ _____ , too!

Look at Jim!
He ⁴ _____ wearing shorts, trainers and a ⁵ _____ .
And a sun hat!

4 Draw and write.

..... / 2



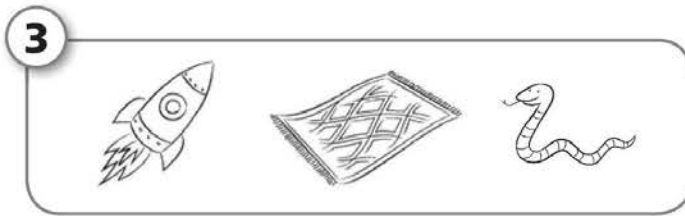


He's wearing _____ .

She's _____ .

Name Class

TOTAL: / 20 0-10 😐 11-15 😊 16-20 😄

1 Listen and circle. TRACK 18 / 3




2 Listen and tick (✓) or cross (X). TRACK 19 / 3

1 She's got a brother.

3 She can dance.

2 She likes ice-cream.

3 Listen and match. TRACK 20 / 4



4 Look, read and write.

..... / 6

can hair sister swim trainers wearing



I'm Mark and I'm nine. I've got blond
 1 _____ and blue eyes.
 I've got glasses. I'm 2 _____
 a T-shirt, jeans and 3 _____ .
 I've got a 4 _____ , Jenny.
 I haven't got a brother.
 I 5 _____ ride a bike.
 I can't 6 _____ .

5 Look and write.

..... / 4

☺ She likes _____ .
 ☹ She _____ .

There's _____ .
 There are _____ .

I'm happy

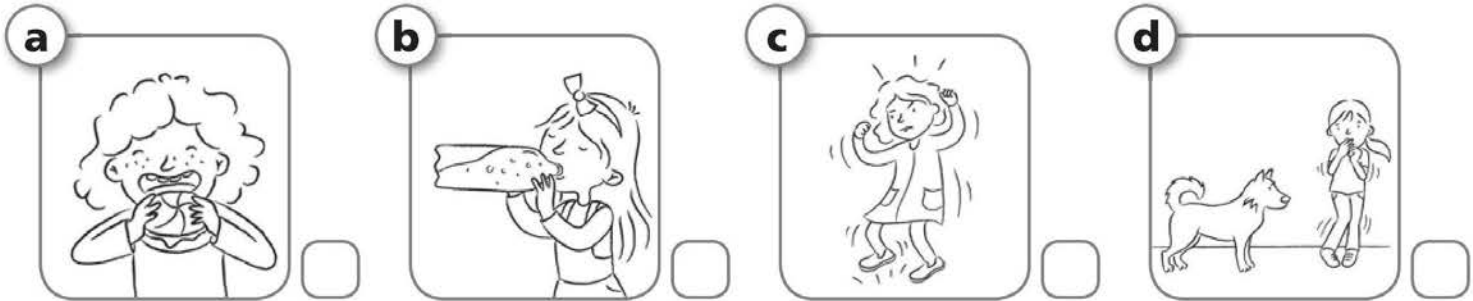
Test

Name Class

TOTAL: / 20 0-10 😐 11-15 😊 16-20 😄

1 Listen and number. TRACK 2

..... / 4




2 Listen and circle. TRACK 3

..... / 4

- | | | | |
|-------------|------------|-----------|------------|
| 1 She's ... | a sad. | b tired. | c happy. |
| 2 He's ... | a worried. | b angry. | c tired. |
| 3 She's ... | a angry. | b hungry. | c thirsty. |
| 4 He's ... | a sad. | b scared. | c happy. |

3 Look, read and match.

..... / 4



- | | |
|---------------------|---------------------|
| 1 Is William angry? | a Yes, he's angry. |
| 2 Is Kate scared? | b No, he's hungry. |
| 3 Is Lisa happy? | c No, she's tired. |
| 4 Is Patrick angry? | d Yes, she's happy. |

4 Look, read and write.

..... / 4

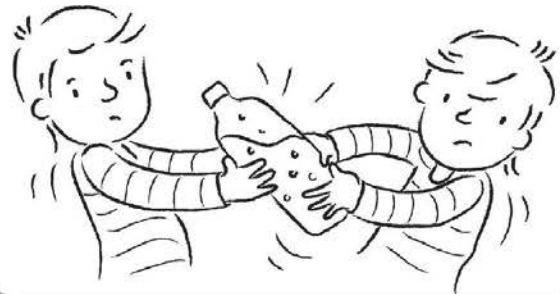
'm 's sad thirsty

It's my birthday.

I ¹ _____ happy!



He's ² _____ !



This is my dog, Lily.

She's ³ _____ !



This is my mum.

She ⁴ _____ worried!



5 Look and write. Then write about yourself.

..... / 4

I'm _____ .
I'm not _____ .



I _____ .
I _____ .



I _____ .
I _____ .



I _____ .
I _____ .

**What
about you?**

Name Class

TOTAL: / 20

0-10



11-15



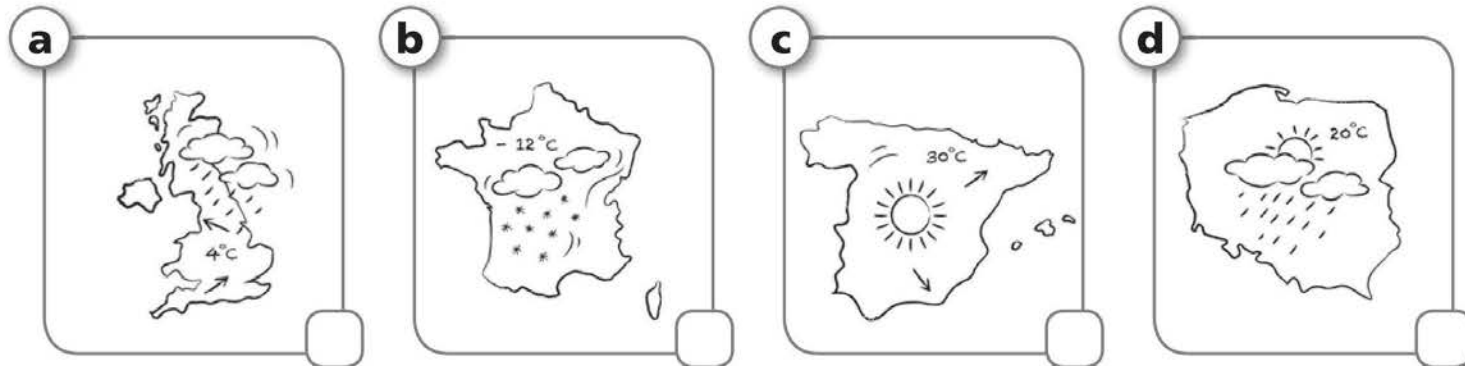
16-20



1 Listen and number.

TRACK 4

..... / 4



2 Listen and circle.

TRACK 5

..... / 4

1 It's summer / spring.


3 It's raining / snowing.

2 It's stormy / sunny.

4 Jack has got / hasn't got a raincoat.

3 Look, read and match.

..... / 4



a It's summer.

b It's winter.

c It's autumn.

d It's spring.

4 Look, read and write.

..... / 4

cloudy isn't sunny wearing



It isn't ¹ _____ .
It's ² _____ .
She's ³ _____
a sweater. It ⁴ _____
hot, it's cold!

5 Look and write.

..... / 4

My favourite season
is _____ .
It's not _____ .
It's _____ .
It's _____ .



My favourite season
is _____ .
It's _____ .
and _____ .
It isn't _____ .



Imię i nazwisko Klasa

TOTAL: / 20

0-10 ☹️

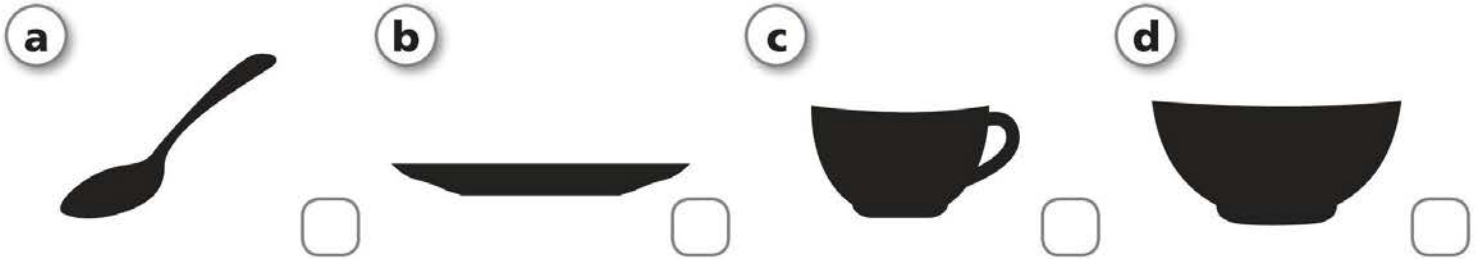
11-15 😊

16-20 😄

1 Listen and number.

TRACK 6

..... / 4



2 Listen and circle.

TRACK 7

..... / 4

1 Jack's reading / writing.

3 Steve's jumping / juggling.

2 Sue's swimming / singing.

4 Mary's drawing / dancing.

3 Look, read and number.


1 Susan is juggling.

..... / 4

2 Martha is drawing.

3 Anne is writing.

4 Jessica is reading.



4 Look and write.

..... / 4



dancing jumping running swimming



1 He's _____.

2 She's _____.

3 He's _____.



4 She's _____.

5 Look and write. Then write about yourself.

..... / 4



1 He's _____
and _____.

2 She _____
and _____.



3 It _____
and _____.

4 I _____
and _____.

**What about
you?**

There's a park Test

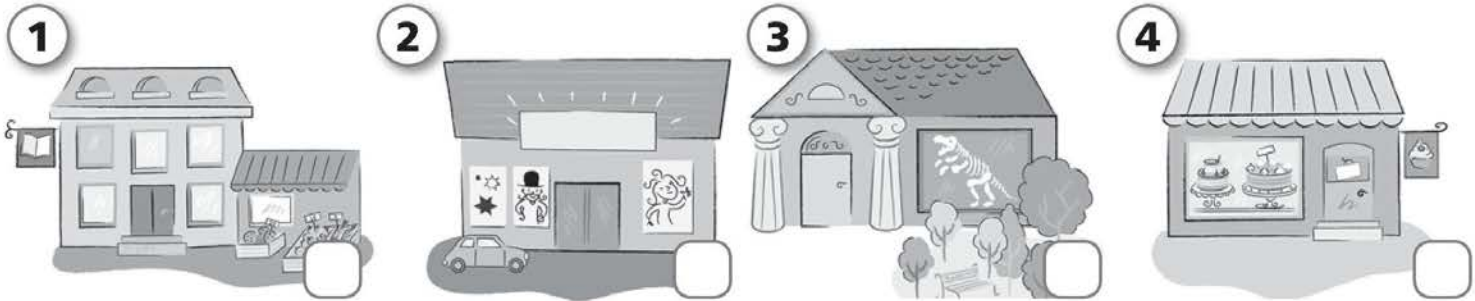
Imię i nazwisko Klasa

TOTAL: / 20 0-10 😐 11-15 😊 16-20 😄

1 Listen and tick (✓) or cross (X).

TRACK 8

..... / 4



2 Listen and circle.

TRACK 9

..... / 4

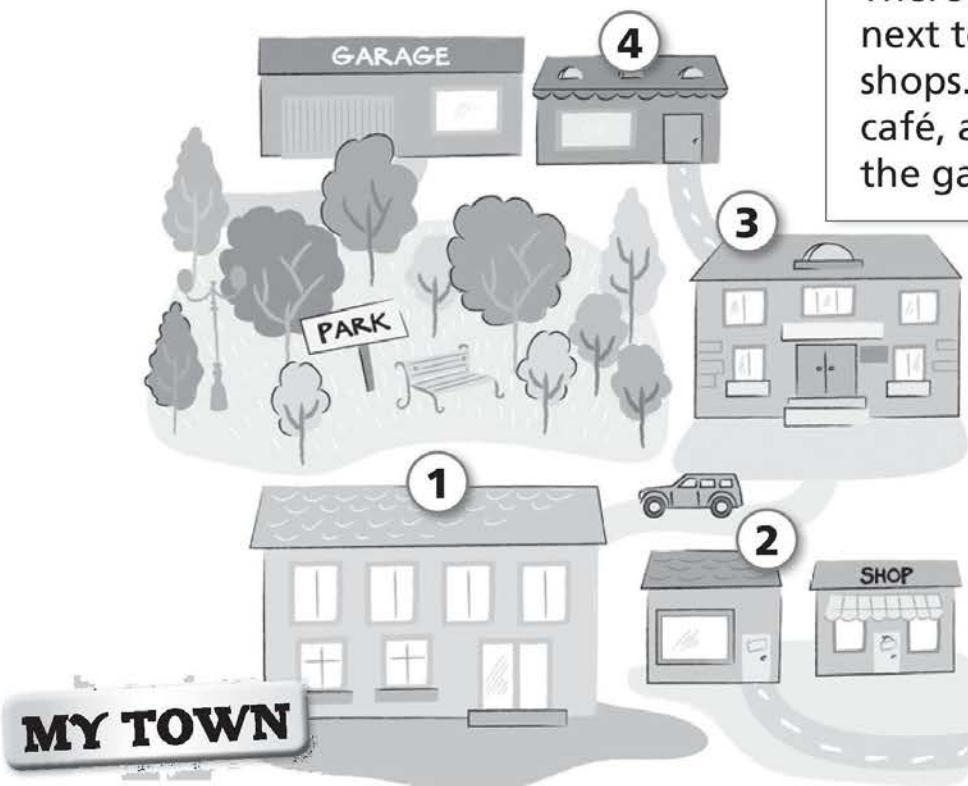
- 1 There's / There isn't a park.
- 2 There are four shops / cafés.
- 3 There's a museum / cinema.
- 4 The hotel is next to / behind the hospital.

3 Look, read and write.

..... / 4

café hospital school shop

In my town there's a park. The park is behind the hospital. There's a school. The school is next to the park. There are two shops. There's a shop next to a café, and there's a shop next to the garage. I like my town!



MY TOWN

1 _____

2 _____


3 _____

4 _____

4 Look, read and write.

..... / 4

café behind in front of library



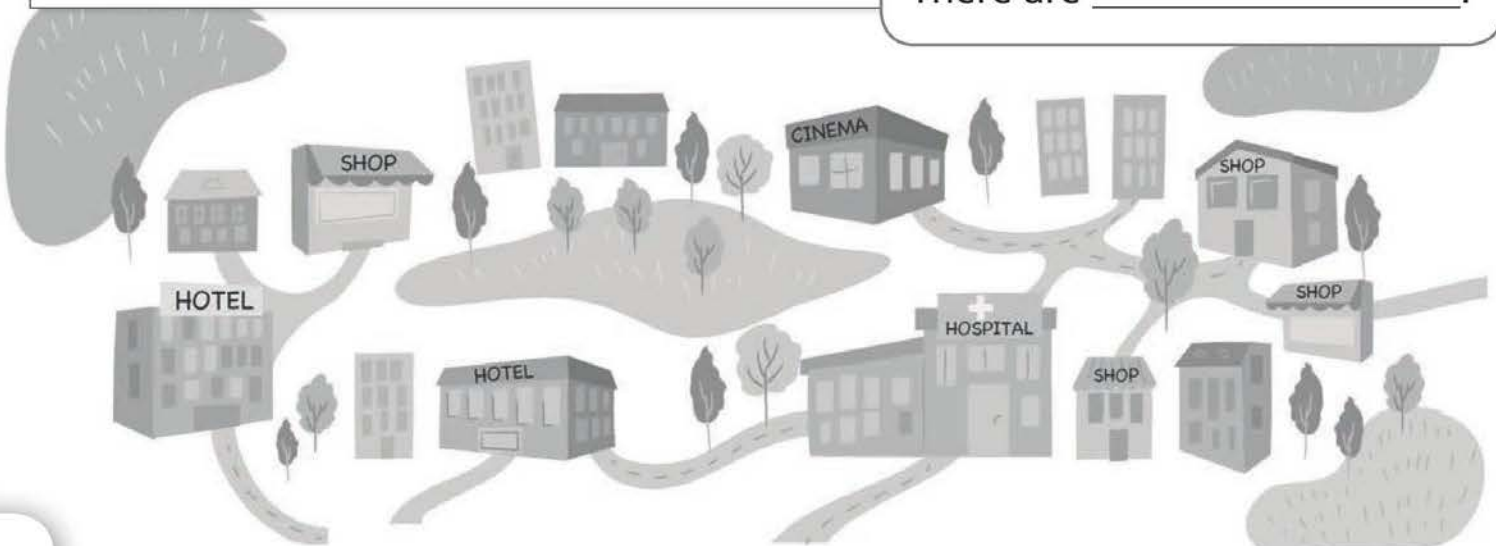
This is my school. There's a small park ¹ _____
 the school. There's a ² _____ in the park. Next to
 the school there's a ³ _____ and a museum. There's
 a cinema ⁴ _____ the school. I like my school!

5 Look and write. Then write about your town/village. / 4

There's _____ and _____ .
 There isn't _____ or _____ .
 There are _____ and _____ .

**What about
 your town/village?**

There's _____ .
 There are _____ .




Name Class

TOTAL: / 20 0-10 ☹️ 11-15 😊 16-20 😄

1 Listen and number. TRACK 10

..... / 4




2 Listen and tick (✓). TRACK 11

..... / 4

	have a shower	have breakfast	play	go to school
07:30				
08:00				
08:30				
12:00				

3 Look, read and match.

..... / 4



1 I have breakfast.

2 I play.

3 I have a shower.

4 I go home.

4

Read and write.

..... / 4

go have get play

SUNNY CAMP DAY PLAN

07.00 - I ¹ _____ up 

08.00 - I have breakfast

09.00 - I ² _____

12.00 - I ³ _____ lunch

06.00 - I have supper

10.00 - I ⁴ _____ to bed

5

Look and write. Then write about yourself.

..... / 4

I _____ up at _____.

I go _____ at _____.



What about you?

_____.

_____.

My hobbies

Test

Name Class




TOTAL: / 20 0-10 😐 11-15 😊 16-20 😄

1 Listen and circle.




TRACK 12

..... / 4




1

a  b  c 




2

a  b  c 

3

a  b  c 

4

a  b  c 

2 Listen and match.

TRACK 13

..... / 4

- | | |
|-------------------------|-----------------|
| 1 She has an art lesson | a on Sunday. |
| 2 She does karate | b on Wednesday. |
| 3 She does ballet | c on Tuesday. |
| 4 She goes fishing | d on Thursday. |

3 Look, read and tick (✓) or cross (X).

..... / 4

Monday	Tuesday	Wednesday	Thursday	Friday
				
Saturday	Sunday			
				

1 He goes camping on Saturday.

2 He goes running on Monday.

3 He goes swimming on Wednesday.

4 He has art lessons on Tuesday.

4 Read and write.

..... / 4

do go have weekend

Hi Mum,
 I'm in Brighton. I'm happy. It's sunny.
 I ¹ _____ swimming! Then
 I ² _____ art lessons.
 I ³ _____ karate. I go fishing
 at the ⁴ _____. It's great!
 Love,
 Jack



5 Look and write. Then write about yourself.

..... / 4

	Monday	Tuesday	Wednesday	Thursday	Friday	Saturday	Sunday
Dory	-	gymnastics	-	English	-	hiking	-
You							



Dory

She does gymnastics on Tuesday.

She _____ an English
 lesson on _____.

She _____ hiking
 on _____.

What about you?

I _____

 I _____

Lions eat meat Test

Name Class


TOTAL: / 20 0-10 😐 11-15 😊 16-20 😄

1 Listen and tick (✓) or cross (X).

TRACK 14

..... / 4

Hedgehog



1



2



3



4

2 Listen and circle.

TRACK 15

..... / 4

1 Crocodiles eat / don't eat frogs.

3 Crocodiles eat / don't eat seeds.

2 Crocodiles eat / don't eat bugs.

4 Crocodiles eat / don't eat fruit.

3 Read and match.

..... / 4



Lions don't eat fruit. They don't eat seeds. Lions eat meat.

What do they eat?

Birds eat seeds. Birds don't eat grass. Birds don't eat leaves.

Rhinos don't eat meat. They don't eat seeds. They eat grass.

Monkeys don't eat grass. Monkeys eat fruit. They don't eat meat.

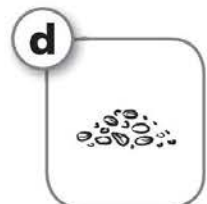
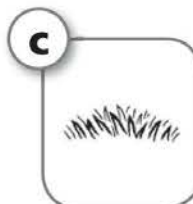


1 Lions eat

2 Birds eat






3 Rhinos eat

4 Monkeys eat



4 Look and write eat or don't eat.

..... / 4

Do your hamsters eat ... ?	
	✓
	✗
	✓
	✗
	✓




I'm Maria. I've got two hamsters, Fred and Jacob. My hamsters
¹ _____ seeds.
 They ² _____ grass.
 They eat fruit.
 They ³ _____ leaves.
 They ⁴ _____ meat.
 Fred and Jacob are hungry!
 They have breakfast at 10 o'clock.

5 Look and write. Then circle and write.

..... / 4

Guinea pig



Guinea pigs eat _____ . They eat _____ .
 Guinea pigs don't eat _____ . They don't eat _____ .

Cats / Dogs / Frogs eat _____ . They _____ .
 They don't eat _____ . They _____ .

I like surfing

Test

Name Class

TOTAL: / 20

0-10



11-15



16-20



1 Listen and circle.

TRACK 16

..... / 4

1 Tony likes



3 Fiona's wearing



2 Kate likes



4 Peter's got



2 Listen and circle.

TRACK 17

..... / 4

1 She likes swimming / surfing.

3 He likes basketball / baseball.

2 She doesn't like roller skating / riding.

4 He doesn't like tennis / football.

3 Read and tick (✓) or cross (X).

..... / 4



MY HOBBIES

Bethany Bevier POP STAR

Do you like sports, Bethany?

Yes. I like riding. I ride a horse at the weekend.

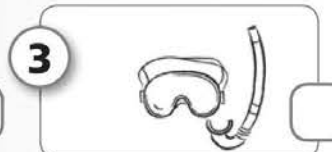

Do you like surfing or diving?

I don't like diving. But I like surfing. I've got a new surfboard!

Do you like roller skating?

Yes, I like roller skating in parks.

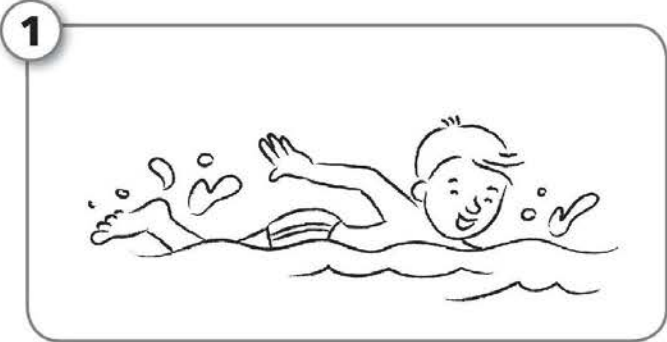
Thank you, Bethany!



4 Look, read and write.

..... / 4


like don't like likes doesn't like




I'm Jim. I ¹ _____
swimming.



This is my sister, Jessica.
She ² _____ swimming!



She ³ _____ tennis.



I ⁴ _____ tennis!

5 Look and write. Then write about yourself.

..... / 4

She likes _____
and _____.
She doesn't like _____
or _____.

football	☹
diving	☺
baseball	☹
basketball	☺



What about you?

I like _____ and _____.

I don't like _____ or _____.


Name Class

TOTAL: / 26 0-14 ☹️ 15-20 😊 21-26 😄

1 Listen and circle.

TRACK 18

..... / 5



2 Listen and circle.

TRACK 19

..... / 5

- 1 She likes roller skating / swimming.
- 2 She goes hiking on Saturday / Sunday.
- 3 She likes / doesn't like reading.
- 4 The library is behind / next to the school.
- 5 English lessons are at 5:00 / 5:30.

3 Read and tick (✓) or cross (X).

..... / 5

- 1 It's spring in Australia.
- 2 It's hot and sunny.
- 3 Mark goes hiking and fishing at the weekend.
- 4 Kangaroos like running, swimming and jumping.
- 5 Kangaroos don't eat leaves or grass.

From mark_c@cooo.co
To ann-joe
Subject holiday

Hi Ann!
I'm on holiday in Australia. It's spring in England but it's autumn in Australia. It's not sunny – it's cold, it's raining and I don't go surfing. ☹️ I go hiking on Saturday and I go fishing on Sunday.
There are lots of kangaroos in Australia! They like jumping and running. They like swimming, too! They don't eat meat or bugs. They eat leaves and grass.
See you soon!
Mark

4 Look, read and write.

..... / 5

doesn't like does
have likes like



I'm Sue and this is my brother, James.

I ¹ _____ drawing.

I ² _____ art lessons

on Tuesday and Friday. James

³ _____ drawing.

He ⁴ _____ cycling and

gymnastics. He goes cycling at

the weekend and he ⁵ _____

gymnastics on Monday and Wednesday.

5 Look and write. Then write about yourself.

..... / 6

In my town there's a _____ .
There isn't a _____ .

I _____
at _____ .

What about you?

In my town there's _____ .
There isn't a _____ .

What about you?

I _____
at _____ .



I like _____ .
I don't like _____ .



What about you?

I _____ .
I _____ .

Pearson Education Limited

Edinburgh Gate, Harlow
Essex CM20 2JE
England
and Associated Companies throughout
the world.

www.pearsonELT.com

Copyright © Pearson Education Limited 2015

The rights of Joanna Jagiełło and Cristiana Bruni to be identified as authors of this work have been asserted by them in accordance with the Copyright, Designs and Patents Act 1988.

All rights reserved; no part of this publication may be reproduced, stored in a retrieval system, or transmitted in any form or by any means, electronic, mechanical, photocopying, recording, or otherwise without the prior written permission of the Publishers.

PHOTOCOPYING

The Publisher grants permission for the photocopying of those pages marked 'photocopiable' according to the following conditions. Individual purchasers may make copies for their own use or for use by classes they teach. School purchasers may make copies for use by their staff and students, but this permission does not extend to additional schools or branches. Under no circumstances may any part of this book be photocopied for resale.

First published 2015

ISBN 978-1-4479-4916-9

Set in Frutiger LT Pro 45 Light 8,5 pt, Frutiger LT Pro 55 Roman 13 pt, Frutiger LT Pro 75 Black 14 pt.

Printed in Slovakia by Neografia

Illustrated by Cathy Hughes, Magdalena Krajewska-Ferenc, Jim Peacock and Natalia Tilszner.

ISBN 978-1-4479-4916-9



9 781447 949169 >